

windsor/essex county

WEDDING

theweddingguide.ca

guide



AUGUSTUS



SIGNATURE WEDDINGS BY CAESARS WINDSOR

TO HAVE AND TO HOLD

Start planning for one of the most important days of your life—the day you celebrate the love of your life on your wedding day. It's a day that deserves the very best and Caesars Windsor's goal is to make your first day of wedded bliss memorable and carefree. Extraordinary ballrooms and wedding venues are only the beginning. Caesars Windsor is an all-in-one, award-winning resort with an experienced and dedicated staff offering exceptional service to help create an unforgettable day. Their impeccable service and exquisite venues will ensure your dream wedding is perfection.



ELEVATED EXPERIENCE... BREATHTAKING VIEWS

Augustus 27 is the region's premier destination for the most memorable wedding events. Located atop Caesars Windsor, at the highest point in the city centre, it offers panoramic vistas for a stunning backdrop. The décor is ultra-modern and industrial chic highlighted by floor-to-ceiling windows and beautiful, tiered lighting. This is the top choice for opulence and luxury featuring its own specialized catering menu.

SPECTACULAR VENUES

Whether for an intimate wedding or a gala affair, Caesars Windsor offers a variety of venues that will delight and impress. Elegant, expansive ballrooms can be customized for 100 to 1,500 guests, while their smaller rooms are perfect for cherished gatherings such as commitment ceremonies, small receptions, bridal showers, and groomsmen gatherings. Rehearsal dinners can also be accommodated at a variety of delectable restaurants such as our signature restaurant Neros Steakhouse and Spago Trattoria.



A TOAST TO START THE CELEBRATION

Our Four Diamond resort's culinary team will match the elegance and lavishness of your ceremony with a menu expertly crafted to impress your guests. There are traditional menus to choose from, or if you prefer, customize one to meet your desires. The chefs work hand-in-hand with our in-house sommelier to provide exceptional food and wine pairings.

BLISSFUL BEGINNINGS

You'll fall head-over-heels in love with planning your wedding at Caesars Windsor. A team of professional experts will surpass your expectations every step of the way and ensure every detail is in place. Beautiful hotel accommodations, fine and casual dining, exciting entertainment, exhilarating gaming action, and the luxurious Spa by Windsor Arms are just steps away and conveniently located all in one spectacular resort. Our lounges and nightclubs are perfect for living it up before or after a wedding. All you need to do is focus on celebrating this magical occasion with loved ones.



For more information about your special day at Caesars Windsor or to set up an appointment to view our property, please call 1-877-223-7702 or email sales@caesarswindsor.com.

To start planning your wedding, take a virtual visit at visitcaesarswindsor.com.



CAESARS
WINDSOR



create your own
**WEDDING OF
DISTINCTION**

Whether for an intimate wedding for two or a gala affair, we offer a variety of ballrooms to fit your needs, along with packages in **Augustus 27**, our premier venue offering panoramic views. Our wedding professionals will design a magical event customized to your every expectation.

Book your dream wedding today
at 1-877-223-7702 or email
sales@caesarswindsor.com.



CAESARS
WINDSOR

CAESARS
WEDDINGS



PlaySmart 1-866-551-2600. Outside Problem Gambling HelpLine. All ages welcome in our Augustus Tower and convention complex. Must be 19 years of age or older to enter the casino and all other outlets. Those who have been trespassing from Caesars Windsor and/or will be excluded from any Caesars or Caesars property are not eligible to attend Caesars Windsor or related outlets, participate in promotions or redeem offers. The Caesars brand and related trademarks are owned by Caesars Entertainment, LLC and its affiliated companies. Used with permission.

getting ORGANIZED

The Wedding Guide is the first local planner you will receive. Please use the timetables and checklists online, make notes in spaces provided, and read the articles.

The Guide is a sourcebook of wedding services. The vendors are experts in their field—they will give you wonderful ideas and shoulder a significant part of the work and worry.

Be sure to check the Sponsor Index and read every ad.

Remember, those wedding professionals who reach out to you have made significant investments. It tells you that weddings are an important part of their business. This means that they will do their best to make you and your guests happy with their service. Tell them you saw them in The Wedding Guide! And have a beautiful wedding day!



your event SPECIALIST

There is no limit to the imagination of an event specialist. Their job is to turn a standard wedding site into a simply stunning space. They will design, plan and coordinate the decor and bring your vision to life with your colour theme and style.

When you meet with a professional, you share your ideas and dreams and give them creative license to bring it all together.

Today's weddings are a far cry from what they used to be! There are a plethora of photographs available that show weddings draped in luxurious fabric with candlelight, delicious centrepieces and dazzling lighting that illuminates VIP lounge areas for your guests to relax in. Ask to see your decorator's portfolio to review the calibre of work that they have done to date.

An Event Specialist will work with you to ensure that your guests are bedazzled from the moment they walk into your venue until the last dance of the evening. They set the stage for the theme and feel of the entire affair, from the table linens and chair covers to the rental accent pieces and props. They will do fabric draping and take care of lighting solutions- all to enhance and capture a creative mood. They will also work with the florist to flawlessly carry your look to the centrepieces

and special areas of the reception that they are designing.

No matter what theme or colour, you choose, a good decor professional will ensure that your event has a spectacular and coordinated look, so that all your guests are comfortable and relaxed in a staged and beautiful setting.



GALA

motif

W1213
Gala + Gavel
GALA EVENT
CAGGIORE VIBRANT

designs
by
diane

f t i designsbydiane.org
519-816-9558

by any other name

Long before the newlyweds leave on their honeymoon, the paperwork needed to recognize their new alliance must be updated. This checklist should help.

The decision to change your name is a personal one that each bride or spouse must confront. There are many options. Only you and your partner can decide what is best for you.

You may decide to keep your maiden name. This will require another choice later on if you have children. It is a very useful decision when both partners have children from previous marriages.

You might choose to use your maiden name professionally while legally sharing one name. This can be useful when you have valuable professional name recognition.

Hyphenating your name is yet another possibility. This is a useful way to honour both family names. Which name comes first is entirely up to you.

You might also want to do what other couples have done; create a new name. The last names Apple and Smith might become the family name Applesmith.

If you decide to legally change your name, the following checklist will assist you in addressing the primary details.



Trevor Booth Photography

NAME CHANGE CHECKLIST

- _____ Bank Accounts
- _____ Subscriptions
- _____ Real Estate
- _____ Charge Cards
- _____ Monthly Bills
- _____ Medical Records
- _____ Internet Service Provider
- _____ Passport/Visa
- _____ Drivers License
- _____ Post Office
- _____ Canada Revenue Agency
- _____ Stocks, Bonds, Mutual Funds
- _____ Social Insurance Number
- _____ Insurance Policies
- _____ Club Memberships

NOW YOU WILL FEEL NO RAIN,
FOR EACH OF YOU WILL BE SHELTER
TO THE OTHER.
NOW YOU WILL FEEL NO COLD,
FOR EACH OF YOU WILL BE
WARMTH TO THE OTHER.
NOW THERE IS NO LONELINESS FOR YOU,
NOW THERE IS NO MORE LONELINESS,
NOW THERE IS NO MORE LONELINESS,
NOW YOU ARE TWO PERSONS
BUT THERE IS ONE LIFE BEFORE YOU.
GO NOW TO YOUR DWELLING-PLACE
TO ENTER INTO THE DAYS
OF YOUR TOGETHERNESS.
AND MAY YOUR DAYS BE
GOOD AND LONG UPON THE EARTH.

Apache Wedding Blessing

LARGE SELECTION OF

DIAMONDS AND RINGS, CHAINS, PENDANTS,
EARRINGS, PEARLS, WATCHES AND MORE.

WE PAY CASH FOR YOUR
GOLD, SILVER AND FINE TIMEPIECES

IN STORE GEMOLOGIST, WATCHMAKER & GOLDSMITH.



G & G JEWELLERY

CALL: (519)-256-0712

28 UNIVERSITY E. • WINDSOR ON



your wedding rings

There are many different wedding traditions and symbols, but the exchange of the wedding bands is one of the most beautiful. Your wedding bands are your gift to each other, a symbol of commitment; a statement to each other and to the rest of the world. As an expression of love, your rings will be worn with pride for years to come.

Your choice of jewellery is an important decision and there are many things to learn and consider before you make a selection. Assistance and information offered by a qualified jeweller or salesperson can be very valuable. You may want to visit several stores in order to find the ring that suits you best.

The promise of marriage often begins with an engagement ring. Traditionally, this ring is set with a diamond, the world's hardest gem. When purchasing a diamond, be sure to deal with a reliable and knowledgeable jeweller. Since every diamond is different and comparing them can be confusing, ask your jeweller to explain the "four C's": cut, colour, clarity and carat weight. Each of these characteristics affects the look and the value of your gems. This knowledge will help you decide what is important to you. Most jewellers will be happy to show you examples of different quality diamonds, and different cuts and shapes. When you have made a selection, ask the jeweller to have the ring

appraised by an independent gemologist of your choice.

Many couples love the idea of matching wedding bands to symbolize their commitment to each other. However, it isn't always easy to find a band that will appeal to both the bride and groom. With a little help from your jeweller, you should be able to work a pattern from a band that you like, into a band that your partner feels comfortable with. Or, instead of matching bands, the bride might choose a wedding band that nests with her engagement ring and the groom might select something complementary but not identical.

Custom designed and crafted rings are another option and their special, one-of-a-kind nature may add to your enjoyment. The process of designing and making a ring is one in which you can be involved from start to finish. A designer usually makes a wax model of the ring first. This is a necessary step in the design process and also gives you an opportunity to view the result of your creativity and make any changes before the actual ring is made.

Whether choosing a ring or designing a ring, make sure you consider the comfort and practicality as well as the look. After all, you'll be wearing it for a long time and in many different situations. Comfort is essential, not only in proper sizing, but also in styling. Ensure that your ring doesn't snag your clothing.

publisher's note



The Bride's Bible.

We've been hearing these words for 28 years and it's still thrilling each and every time we hear it, it's like music to our ears.

We're still the proudest when we place a new issue into a newly engaged bride's hand to help guide her towards

the most special day of her life. It is always with each and every local future bride in mind, that we design issue after issue, full of tips and expert advice to ensure your happiness and keep you on track as you plan all the details of your wedding day. We want to ensure that your big day goes off without a hitch.

Your wedding day is a milestone that marks the beginning of an important event in your life. If you are uncertain where to begin, The Wedding Guide will provide you with the answers to the questions that are asked every time a wedding is hosted. Your engagement should be filled with joy, hopes and dreams—not stress.

We are Windsor/Essex County's most comprehensive bridal planning resource. We urge you to carry it with you and pop it into your purse or briefcase. It's a valuable companion and specific to this local community and contains information or products and services to keep your wedding planning organized and stress-free.

We've sorted through the overwhelming options and published some of the area's best in this Wedding Guide, the ultimate resource for brides and grooms-to-be.

You'll find useful information, including ideas to help you plan your special day. Our purse-sized guide is filled with timely advice, timetables, checklists and important tips to help keep you organized.

Please tell our reputable local businesses that you found them in The Wedding Guide. They understand brides and will assist you with all the dazzling details.

This is an exciting and memorable time for you both, planning and sharing the the first of many years of decision making together.

It is our belief that that products and services originate from people who have ongoing, professional interest in the local wedding market.

Our service is free, so if you require additional information, please contact me directly. Relax, enjoy and remember that smiles and laughter make the best memories. Your married life together begins here. We put as much heart and soul into planning your big day as you do.

Warmest wishes for a happy life together filled with love and memories that you'll relive together.



THE CITY OF WINDSOR OFFICE OF THE MAYOR

DREW DILKENS, DBA
MAYOR

"You know you're in love when you
can't fall asleep because reality is
finally better than your dreams."

— Dr. Seuss



There is nothing more exciting or beautiful than planning one of the most important days of your life—your wedding day. To exchange your vows of love and commitment in front of family and friends is one of life's most joyous celebrations.

As exciting as the this journey to the altar can be, without the guidance and support of professionals who have the benefit of years of experience to offer, the months leading up to the actual wedding day can be one of the most stressful a couples can encounter.

Fortunately, The Wedding Guide, Windsor|Essex County is there to assist you, and has been doing just that for over 28 years.

Whether your wedding is a small, intimate gathering, or a large, formal occasion with hundreds of guests, the wealth of experience that the publishers, contributors, and advertisers bring to the Wedding Guide will no doubt assist you in your planning from venue choice, invitation selection, or flowers that are just perfect for the occasion. They provide valuable information on the latest trends, colours, and dress designers, and much more, to match your taste and budget.

The Wedding Guide has become a trusted source for information, and its directory of the extensive variety of products and services that can assist couples, will help make the planning process as smooth and stress-free as possible, and help you plan a day that will be even more memorable than you hoped it would be.

The City of Windsor wishes the Wedding Guide continued success and to all of the couples who will benefit from its advice and guidance, best wishes as you begin your life together

Drew Dilkens
Mayor



THERESA LECOURS, ABR
519-816-1362
Sales Representative

JIM LENGYEL
519-816-1495
Broker/Agent

**Let our combined
Real Estate experience help you in
buying or selling your home, business,
or investment property**

***Let us be the key to all
your Real Estate needs!***



jimandtheresa.com • 519-972-1000

your first steps

your first steps

When you realize you want to spend the rest of your life with somebody, you want the rest of your life to start as soon as possible.

~ Nora Ephron



You have found your significant other. You have decided to marry. Now what?

The steps you take now, in the earliest moments of the planning process, will make a world of difference in the kind of wedding day you ultimately experience. In this all-important first section of this planner, you will discover information on wedding coordinators and legal advice. This is the right place to begin.

your first steps TOGETHER

*Allow
yourselves
a little time
to simply
enjoy the
excitement*



So much to do! Where to start? What is the first thing you should do after becoming engaged? Relax! Enjoy the moment! Allow yourselves a little time to simply enjoy the excitement, to talk and dream about your wedding, your honeymoon, and your future together.

You've been dreaming about this very special day since you were little. Your good news has probably bubbled out as you've told a few people, family and friends perhaps, but there's no need to rush into future wedding plans until you've had time to enjoy the present moment. Your life partner has arrived and you need to cherish these oh-so-special, never-to-be-repeated days together.

Where shall we start? First, don't be overwhelmed with the details. Instead, try to make each step of your planning an event. For example, reserve a day to shop with your wedding party or with your mother. Treat yourself to a nice luncheon along the way. Plan a romantic Friday evening in a special spot to cap off a week of endless consultations. Schedule an "invitation addressing" party to break the monotony of this tedious task.

Now read through the pages of the Wedding Guide; it will help you to think about how you want to arrange your wedding. Then go to the **Timetable** and the **Wedding Budget** area on our website at **theweddingguide.ca**. Unless there are no restrictions to the costs that your wedding will incur, you'll want to establish a budget after deciding what kind of wedding it will be and the approximate number of guests.

Of course, you can't create a realistic budget until you have some idea of what particular items will cost. Making appointments with the wedding service people listed in this book will allow you to make informed decisions regarding your budget. You'll need to prioritize your expenses, defining which items are most important to you. Getting Organized will help you put your wedding planning in order. Plan now to look back on these days as a wonderful adventure to beginning your "first steps together."

"There are no rules except that you have fun..."

contents



Theresa Booth Photography



Chaler Studio Photography & Gardens



Chaler Studio Photography & Gardens



John Lyons Photography

Getting Organized.....2

Your Event Specialist 2

By Any Other Name4

Apache Wedding Blessing.....4

Your Wedding Rings 5

Publisher’s Note6

Mayor Drew Dilkens Message..... 6

Your First Steps8

Your First Steps Together 9

Contents 10-11

Married in Ontario..... 12

Chapels and Officiants.....13

Love Paid Me a Visit13

The Book of Common Prayer13

Who Pays for What? 14

Receiving Lines.....15

Here’s to the Bride and Groom16

Wedding Coordinator16-17

Groom’s Checklist..... 18

Ceremony Sequence19

Guest Seating.....19

On Marriage20

First Nations Blessing.....20

Aromatherapy, Your Natural Solution to Facilitate Health & Wellness 21

Bridal Registry..... 22

Your Locations..... 23

Plan Ahead for Your Reception.....24

Your Wedding Reception26

Wedding Timetable28

Take it Outdoors30

Garden Weddings30

Your Wedding Shower 32

Toast to the Bride & Groom 32

Your Wedding Shower 32

Beverages.....34

Catering Checklist33

Wedding Traditions.....35

Beverage Guidelines36

Rehearsal Dinner38

Here’s to Your Good Health.....38

The Wedding Day 40

How to Cut Your Cake42

Your Desserts43

Traditional Groom’s Cake43

Grooms Get Involved44

Formal Wear Protocol.....44

Your Sparkle..... 46

Here’s Looking at You47

Buying Your Gown..... 48

The Art of Marriage..... 49

Make-up & Beauty50

Avoiding Stress51

What Love Is 52

Planning..... 52

Your Images..... 54

How to Choose Your Photographer.....56

Your Wedding Photography58

Locations for Wedding Photos 60

Wedding Information Form62

Tips for Great Photos.....63

Choosing a DJ 64

They’re Playing Our Song..... 64

Your Wedding Vows 66

Your Lighting Specialist..... 66

Videography & Your Wedding Day67

Your Invitations 68

Inviting Your Guests..... 69

Thank You Notes70

For the Bride

Wedding Stationery Checklist	70
Anniversary Gifts	71
I Promise, I Swear, I Vow	72
Giving Back.....	74
Wedding Favours & Bomboniere.....	75
Did You Know?.....	76
<i>Your Guests</i>	<i>77</i>
Out-of-Town Guests.....	78
Your Home Sweet Home.....	82
Wedding Guests Tell All.....	83
<i>Your Planning Checklists.....</i>	<i>84</i>
Pre-Ceremony Timeline.....	85
Reception Timeline	86
<i>Your Style Gallery.....</i>	<i>87</i>
Your Flowers.....	88
Your Dress	89
Your Reception	90
Your Cake.....	91
Important Phone Numbers	92-93
Who's in Charge?	94
Recipe for a Successful Marriage	95
Special Thank Yous.....	95
Planning Calendar.....	96-100
List of Things to Do	80,98,99,100,122,125
Wedding Toasts	101
Marriage Quotes	101
<i>Your Wedding Professionals</i>	<i>102</i>
Your Wedding Professionals	103-119
Rehearsal Dinner Guest List.....	120
Attendants' Duties.....	121
Wedding Trivia.....	123
Wise Wedding Words	124
Wedding Traditions.....	126
The Day Before	127
Sponsors' Index	128

windsor/essex county

WEDDING

theweddingguide.ca *guide*

VOL 26 NUMBER 1 ISSUE 33



This unique planning guide and directory is available as a free gift to Windsor/Essex County area brides by sponsoring reputable wedding professionals. It is designed to help engaged couples and their families in planning their wedding.

Articles and advertisements are the property of DMS Communications. No portion of The Wedding Guide may be reproduced without the written permission of the publisher. Ad content is not the responsibility of DMS Communications.

PUBLISHED BY DMS COMMUNICATIONS

Windsor, Ontario

SHERYL DAVIES, Publisher

publisher@theweddingguide.ca

JOHN LIEDTKE

Vice President Operations,

johnl@dmscommunications.info

SHELLEY SHARPE

Design, Art and Production

Media services including advertising, print & web design: 519.252.8463

publisher@theweddingguide.ca

Look for The Wedding Guide, Windsor|Essex

County on Facebook: facebook.com/bridaltalk;

bridaltalk.theweddingguide.ca



Cover Credit: John Lyons Photographer

Layout Photography:

Chalet Studio Photography & Gardens ; John Lyons Photographer;
Liliana Ariza Photography; Trevor Booth Photography;

You'll be in Good Company in the Wedding Guide

With special thanks to Elaine Nugent

All rights reserved,

Copyright 2020 DMS Communications *Reproduction or use without written permission of publisher of editorial, photos or ads is strictly prohibited.*

This issue is dedicated to Dad.

About the Advertisers: *Wedding Guide standards require certain criteria from our clients. We would appreciate your feedback about the service you receive from them. They are preferred vendors; professionals who love weddings and brides. They are eager to make your day perfect.*

married in ONTARIO



Joub Lyons Photography

*“Here’s to the bride
and groom ~
May their joys be
as bright as
the morning, and
their sorrows but
shadows that
fade in the
sunlight of love.”*

Anonymous

In Ontario, you can get married if you’re eighteen or older. No one under sixteen can marry. If you’re sixteen or seventeen, you need written consent from your parents or guardian.

A marriage can be performed under the authority of a marriage licence or the publication of banns. The publication of banns is valid if you both worship regularly at your own church in Canada, and if neither of you has been divorced.

A marriage licence can be obtained through the Municipal Clerk’s office. Both of you must sign the application, and at least one of you must apply in person. If only one of you appears in person, you must have proof of age of the other person. You don’t need blood tests, medical certificate, or proof of residency. Two pieces of identification are required; a birth certificate and a current passport. Records of Immigrant landing or Canadian Citizenship Card along with photo identification must be presented.

A marriage licence is valid anywhere in Ontario for three months after it is issued. It is not valid until the third day after it is issued, although special exceptions can be made in some cases.

A marriage can be performed by a minister, a member of the clergy who is registered under the Marriage Act, a judge, or a justice of the peace. You must have a marriage licence in order to have a civil ceremony performed by a judge or a justice of the peace. You must arrange for two witnesses to be present at the ceremony.

If either of you have been married before, you must provide certain documents that prove the marriage was dissolved or annulled or that the former spouse is deceased. Call the local municipal offices below for more information.

Windsor: 519-255-6222 ext 6139 . License \$135. Ceremony \$250

Essex: 519-776-7336 ext. 1100/1101 License . \$132.60 .

**No Ceremonies performed*

LaSalle: 519-969-7770. License: \$125; Ceremony \$250

Leamington: 519-326-5761 License: \$135; Ceremonies: \$276.85

**during office hours*

Tecumseh: 519-735-2181 ext. 139. Ceremony \$250* to \$350.

**\$250 during office hours*



Trevor Booth Photography

chapels and officiants

In recent years, society has become more diverse and secular. Many people live outside the sphere of organized religion. However, our society is structured in such a way that the church has traditionally met many of our social needs.

Churches are becoming reluctant to perform these social functions for people who have no involvement in their organization.

For couples who want to write their own vows or personalize their own ceremony and cannot marry in their own church for reasons of a prior divorce, or different faiths, these services are welcomed by local chapels, who perform both at their own location or a location of the couple's choice.

With today's need for harmony and inclusivity, chapels serve your individuality while serving the world. Blending your input with the truth and beauty from sacred writings, and traditional and non-traditional services, your wedding ceremony can truly reflect your personalities.

Chapels provide a dignified meaningful ceremony for couples that wish their marriage service to be a significant beginning to their new relationship. They also provide a pleasant location with space adequate for family and friends to gather and share in their service.

Love paid me a visit

*It had your face
and it wore a sweet smile*

Love paid me a visit

It made me feel wanted, desired,

Love's hand felt warm in mine

*And when I squeezed, it
squeezed me back.*

*Love filled me, thrilled me,
and overwhelmed me.*

Love paid me a visit.

And love stayed.

~ Anonymous

Brittany Gurney

WEDDING OFFICIANT

**Non-denominational, Religious,
Civil, Sacred, and Same-Sex Ceremonies
Elopements & Renewals**



*Make your day memorable
with personal and creative vows*

*Capturing the Heart
of Your Day*

1-800-545-3681 • allseasonsweddings.com • bit.ly/2sDVrR

Wedding Officiants are happy to speak with you regarding your service and your plans and they will either come to your location or arrange for a location of your choice. They perform non-denominational, civil or religious services.



WEDDING OFFICIANT
civil • interfaith • spiritual



Meaningful ceremonies at your location.
Reserve your date now.

REVEREND KAREN SMALLWOOD

revkarensmallwood@gmail.com
whiteroseceremonies.ca • 519-977-2065

*To have and to hold
from this day forward
for better, for worse
for richer, for poorer
in sickness and in health,
to love and to cherish,
till death do us part.
~The Book of Common Prayer*

who pays for what?

Tradition, a weighty word. In terms of wedding expenses, it once dictated that the bride's family handled all the nuptial expenses. The changing scheme of society has made it possible for some ironclad traditions to loosen their grip a bit, and that certainly includes wedding costs. The most useful approach for you and your respective families to consider when you draw up the wedding budget is to be communicative, realistic and courteous. If your family is unable to bear the traditional bridal bill, talk with the groom's parents. They may be willing to assume a portion of the financial responsibility. There are probably some expenses that you and your groom can pay, thus taking some of pressure off your families.

What follows is the traditional division of nuptial expenses. However, there are times when tradition

bows to practicality. The question of who pays for what really boils down to who is most willing and able.

With couples marrying at a later age, many are financially capable and willing to pay for their own wedding. In fact, there are no "standard" divisions. Some of the more creative ways of paying for the wedding are to split it three ways between bride and groom, bride's parents and groom's parents.

Another feasible division is for each segment to pay proportionately for the number of guests each invites; for example, couple pays for $\frac{1}{2}$ the reception because $\frac{1}{2}$ the guests are their friends. Each set of parents pays for their portion of the guests, because that is how many they have invited.



Chalet Studio Photography & Gardens



Trevor Booth Photography

the bride

- Wedding gift for groom
- Wedding ring for groom
- Gifts for attendants
- Personal stationery
- Lodging for out-of-town attendants
- Bridesmaid's luncheon

the brides' family

- Entire reception
- Wedding gift for newlyweds
- Bride's wedding attire and trousseau
- Invitations, announcements and postage
- Engagement and wedding photographs
- Rental of sanctuary or chapel
- Organist, soloist and sexton fees
- Aisle carpets, canopy and any additional decoration costs
- Bridesmaids' bouquets
- Flowers for reception
- Transportation for bridal party to ceremony and reception
- Rehearsal dinner
- Security and insurance for gift display

the groom

- Wedding gift for bride
- Bride's ring
- Marriage licence
- Gifts for best man and ushers
- Bridal bouquet and going-away corsage
- Boutonnieres for all men in wedding party
- Mothers' corsages
- Gloves, ties or ascots for men in wedding party
- Lodging for out-of-town attendants
- Fee for clergy, judge/officiant
- Honeymoon
- Bachelor's dinner (option-may be assumed by best man and ushers)

the groom's family

- Wedding clothes
- Traveling expenses and hotel bills
- Wedding gift for the newlyweds
- Rehearsal dinner
- Shipment of wedding gifts to the bridal couple's new home

WINDSOR WEDDING SHOW



January
9 & 10
2021

Ciociaro Club
10am to 5pm

WeddingOdyssey.ca



April
28 & 29
2021

Ciociaro Club
5:30pm to 9pm

BridalandEventExpo.com

the Wedding Odyssey

Bridal & Event Expo

PRIZES

FASHION SHOWS

GIFT BAGS

SPECIAL OFFERS

For a **\$2 OFF** Admission Coupon Register Online
WindsorWeddingShow.com

receiving lines

Traditional/Informal




Guests

Traditional/Formal



Guests

Semi/Formal



Guests



DAY OF COORDINATION • PARTIAL PLANNING • FULL PLANNING • HOURLY CONSULTATIONS

BEAUTIFULWEDDINGSBYME.COM
519-965-4218

*“Here’s to the bride
and groom ~
May their joys be as
bright as the morning,
and their sorrows but
shadows that fade in
the sunlight of love.”*

Anonymous

wedding coordinator

Planning a wedding from concept to completion can be a full-time commitment.

For those of you who don’t have the time to plan and shop for everything, or if your plans entail a large scale wedding, that you might need help with, a wedding coordinator may be the perfect solution for you. Often times, the stress of planning your wedding puts unnecessary strain on everyone involved.

Wedding coordinators are specialists who can make the arrangements from invitations and catering to flowers and entertainment. They will listen to your ideas, give you unbiased opinions about options and then, help you make them a reality. Like any of the decisions associated with your wedding, it is important to find a coordinator you feel a good fit with; both on a conceptual and

an operational level. It is important to be upfront with them about your budget and what items are priorities for you and your future spouse. Also, as with any wedding vendor, make sure they understand their responsibilities and, have their fees spelled out clearly in the contract you sign.

You may choose to use your coordinator's experience and resources to arrange all or part of your wedding. They will work with you to understand you style and match it with the appropriate wedding service providers in your area. They are familiar with the latest trends in weddings, have experience and are well-versed in all points of social etiquette.

Your coordinator will stay in close contact with you throughout the entire process, so all details and preparations can be dealt with, as they arise and according to a comfortable schedule that is both financially and time sensitive. Be responsive to your coordinator's communications, so that you will both stay on track with your wedding planning.

The wedding coordinator can also be a vital part of orchestrating your wedding, as the go-to-person on the actual day of the event– anticipating issues that may arise, facilitating the flow of events as they are happening, and putting out any fires before you even get a hint that something isn't what or where it should be. Having that supervision will insure a worry-free day for the two of you, as well as any family or friends, that might have ended up dealing with any difficulties.

Though many think a wedding coordinator is a luxury that only the wealthiest of brides can afford, oftentimes, they can save you money in the long run. Their frequent work with wedding professionals can make them, and you as their client, privy to certain rates and discounts that are not available to the general consumer. They are a wise investment for the time-limited, cost conscious couple. When you invest in a wedding coordinator, you will be assured that your wedding will be well-organized, gracious and fun for all.

*I am in you, and you in
me, mutual in divine love.*
~ William Blake

The image is a vertical banner. The top section has a black background with the 'Jolie PRODUCTIONS' logo in white. 'Jolie' is in a large, elegant script font, and 'PRODUCTIONS' is in a smaller, all-caps sans-serif font below it. Underneath the logo, the words 'DESIGN | DECOR | PLANNING' are written in a white, all-caps sans-serif font. The middle section is a photograph of a bride in a white lace wedding dress, holding a bouquet of white flowers. She is standing behind a wedding table. The table is set with white linens, glassware, plates, and lit candles. A large, white, fabric flower decoration is visible on the table. The background of the photo shows draped white fabric. The bottom section has a black background with the text 'hello @jolieproductions.com' in a white, cursive script font.

groom's checklist

Some grooms feel that their only obligation to the Wedding Day is to show up in a tuxedo. Others realize that this is their special day too, and enjoy the decision-making and planning. More and more couples are planning their wedding side-by-side without parent's input or financial help. By dividing some of the planning, the groom's list might look like this:

Jeweller	Address
Phone	Email
Tuxedo Shop	Address
Phone	Email
Wedding Site	Address
Phone	Email
Clergy	Phone
Email	
Reception Site	Address
Phone	Email
Travel Agency	Address
Phone	Email

eight to twelve months

- Prepare guest list for you and your parents
- Decide budget
- Help prepare budget
- Buy bride's engagement ring
- Set appointment with clergy/officiant
- Choose best man and ushers (one per each 50 guests)
- Order custom made formal wear
- Arrange for honeymoon.
- Update passports and visas.

four months

- Reserve formal wear for yourself and attendants.
- Update immunizations with physical examination.
- Select wedding rings and have engraved

two months

- Find new apartment/or home.
- Plan rehearsal dinner with your parents.
- Reserve limo or other special transportation for wedding day.
- Order limo for bride's parents to rehearsal dinner and home.
- Obtain marriage licence with your fiancée.
- Reserve lodging for out-of-town guests.
- Order flowers from florist that you are responsible for.

one month

- Get important papers in order: will, Pre-nuptial agreement, insurance, financial records.
- Buy new clothes for honeymoon.
- Select gift for bride and attendants.

two weeks

- Confirm honeymoon reservations.
- Confirm rehearsal dinner reservations.
- Have hair styled.
- Arrange for movers if necessary.
- Pick up wedding ring

one week

- Arrange honeymoon finances.
- Give itinerary for rehearsal to attendants.
- Give itinerary for wedding to attendants.
- Give final guest count to reception facility.
- Pack for honeymoon.

day before

- Sign wedding certificate – take to ceremony.
- Pick up formal wear. Try it on at shop.
- Give clergy/officiant fee in a sealed envelope to best man.
- Give wedding ring to best man.
- Try to get a good night's sleep.

ceremony sequence guest seating

The processional and altar lineups for formal Christian and Jewish weddings are illustrated below. During the Christian ceremony, the bride meets the groom at the altar, and her parents remain seated throughout the wedding service. In the Jewish wedding, the bridal couple is escorted down the aisle by both sets of parents who remain standing during the ceremony.

during the service



christian



traditional jewish



christian

1. Bride
2. Groom
3. Maid of Honour
4. Best Man
5. Bridesmaids
6. Ushers
7. Flower Girl
8. Ring Bearer
9. Father of the Bride



traditional jewish

10. Mother of the Bride
11. Father of the Groom
12. Mother of the Groom
13. Clergy member
14. Cantor
15. Bride's Grandfather
16. Bride's Grandmother
17. Groom's Grandfather
18. Groom's Grandmother

Traditionally, the bride's family and guests sit on the left and the groom's on the right. If one of you are expecting more guests than the other, you should ask guests to sit evenly distributed throughout the church.

You may choose to reserve seats for your immediate family. Seats can be reserved by marking them with ribbons or flowers.

The first and second rows are reserved for immediate family, parents, siblings and grandparents. If your parents are divorced, the parent you lived with sits in the first row with your stepparent. Your other parent and their family sit in the second row. The third through six rows are usually reserved for uncles, aunts, cousins, godparents and any other special guests.

In a Christian ceremony, the mother of the bride's family is seated on the left (when the guests enter from the back). The groom's family is seated on the right. For a Jewish wedding, it is reversed. If either the bride or groom have a much larger family than the other, it is a good idea to seat the guests on either side so it looks balanced.

For a formal wedding, the ushers will escort the female guests to their seats while her male escort follows them. For an informal ceremony, the ushers can greet your guests at the door and say, "Please follow me". For every 50 guests, you should have one usher.



on marriage

You were born together, and together you shall be forevermore. You shall be together when the white wings of death scatter your days. Aye, you shall be together even in the silent memory of god.

But let there be spaces in your togetherness, and let the winds of the heavens dance between you.

Love one another, but make not a bond of love; let it rather be a moving sea between the shores of your souls. Fill each other's cup but drink not from one cup. Give one another of your bread but eat not from the same loaf. Sing and dance together and be joyous, but let each one of you be alone, even as the strings of a lute are alone though they quiver with the same music. Give your hearts, but not into each other's keeping, for only the hand of life can contain your hearts.

And stand together yet not too near, together; for the pillars of the temple stand apart, and the oak tree and the cypress grow not in each other's shadow.

Kahil Gibran



Treat yourselves and each other with respect, remind yourselves often of what brought you together. Give the highest priority to the tenderness, gentleness, and kindness that your connection deserves. When frustration, difficulties, and fear assail your relationship—as they threaten all relationships at one time or another—remember to focus on what is right between you, not only the part which seems wrong.

~ First Nations Blessing

aromatherapy

Your Natural Solution to Facilitate Health and Wellness

Pure, therapeutic grade and rigorously tested essential oils are powerful allies for a bride, her groom/life partner, the wedding party and even the guests! 100% natural essential oils are distilled or cold-pressed from plant material (flowers, seeds, leaves, bark, resin or roots), are free of contaminants, fillers or synthetic additives and are 50-70 times more concentrated than dried herbs and spices. Plant-based medicine has been used throughout the world for thousands of years, and can address many of the day-to-day health and wellness challenges you may experience.

Essential oils have a myriad of benefits when used aromatically or topically, such as:

- emotional balance
- quell pre-wedding speech stage fright
- calm pre-wedding ceremony jitters
- head and neck tension relief
- soothe sore muscles
- address digestive discomfort

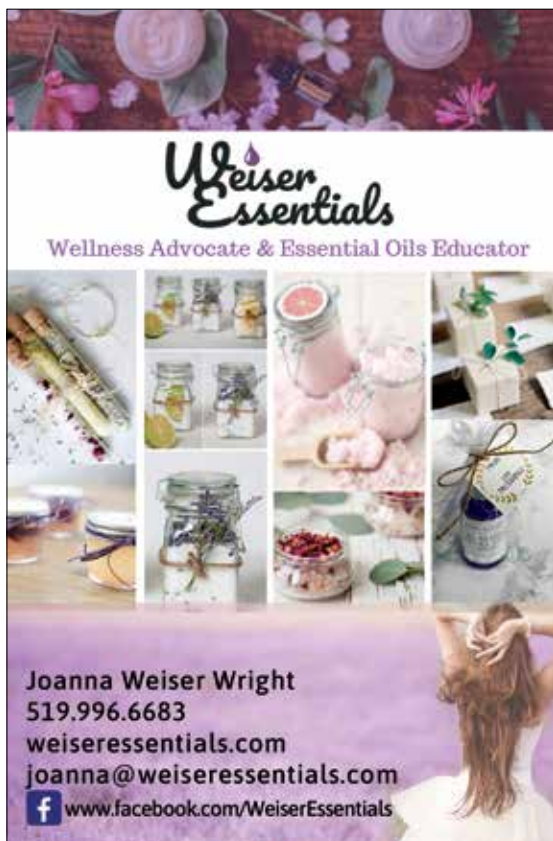
provide daily immune support, as well as battle germs that may come your way from one of the many hugs and kisses you will receive

Best of all, they are cheaper, safer and more effective than most over-the-counter synthetic medicines, and offer delightful side benefits, rather than unpleasant side effects, that are common with pharmaceuticals.

Is your bridal floral bouquet making you sneeze? Essential oils are nature's medicine and the combination of lemon, lavender and peppermint essential oils can offer relief.

Feeling stressed out or overwhelmed? Aromatherapy is a natural solution, to assist you to wind down at bedtime, to protect your emotional boundaries, help your mind stay focused, AND keep your mom and future mother-in-law calm, cool and cheerful at every stage of the planning of YOUR BIG DAY.

*Courtesy of Weiser Essentials - dōTERRA
Wellness Advocate & Essential Oils Educator*



Weiser Essentials
Wellness Advocate & Essential Oils Educator

Joanna Weiser Wright
519.996.6683
weiseressentials.com
joanna@weiseressentials.com
f www.facebook.com/WeiserEssentials





*Bridal
and gift registry*

**Our gift to you,
a \$25 gift
card upon
your registry!**

Windsor's largest source for all your kitchenware needs

Shop Where the Professionals Shop

Williams
FOOD EQUIPMENT.COM

"The Candy Store for Cooks"

2150 Ambassador Dr., 519-969-1919
Mon. to Fri. 8am-5pm, Sat. 9am-4pm
williamsfoodequipment.com

bridal registry

Selecting a bridal registry early in the wedding planning cycle can easily be one of your most enjoyable and exciting planning functions. Bridal registries are a free service available at many of your city's finer department and specialty stores. It affords you the opportunity of pre-planning your home furnishings and guarantees that you'll be receiving truly welcomed gifts from your friends and relatives. You should select your bridal registry as soon after you become engaged as possible. It will function as a helpful guide for selecting gifts for your engagement parties, showers, and, of course, the wedding. The proper etiquette for informing your guests about your selected bridal registry is to request your bridesmaids, mothers and relatives to spread the word. It is also proper to include the phrase, "Registered at" on your shower invitations. It is not proper etiquette to include bridal registry information on your wedding invitations.

Your bridal consultant is more than a salesperson. They can help you with coordinating all the elements that go into furnishing and accessorizing your first home. Selecting the items to furnish your new home should be a joint effort between you and your fiancé. Your guests may then be confident that their gift will be welcomed and wanted. Most importantly, you are allowing your guests to help you and your partner build the sets of china, crystal, home furnishings and, outdoor living items that will be with you throughout your lifetime. Today's registries offer you choices from practically every department of the store—china, crystal, housewares, bath accessories, small appliances, furniture, bar accessories, luggage and tools! Let your needs and wants guide your choices.

Many stores offer computerized registries which make it even easier to prevent duplication and to inform your guests, especially those shopping in branch stores, throughout the country.

With your fiancé, consider these categories. Note the quantities, sizes, and colours of patterns of items you'll need for your home.

- | | | |
|--|----------------------|-------------------------------------|
| ___ Dinnerware –
Formal & Casual | ___ Kitchen Utensils | ___ Luggage |
| ___ Flatware –
Stainless &
Silverplate | ___ Cookware | ___ Yard Equipment |
| ___ Crystal Glassware | ___ Bar Accessories | ___ Electrical Tools |
| ___ Serving
Accessories | ___ Bath Linens | ___ Outdoor Barbecue
Accessories |
| | ___ Bedroom Linens | |
| | ___ Small Appliances | |
| | ___ Home Accessories | |



your locations

your locations

*To love someone deeply gives
you strength. Being loved by
someone deeply gives you courage.*

~ Lao Tzu



John Lyons Photography

Where your wedding will be is second in importance only to your choice of spouse. The place or places you select will make all the difference. Your Wedding Day mood will be filtered through the ambience of your locale. The backdrop for your photos and video are impacted by the surroundings you select. Choose wisely.

plan ahead for your RECEPTION

How many times in your life have you volunteered to plan a party for 150 or more of your closest friends with you as the guest of honour?

Your wedding day is likely the only time you'll be in charge of such a momentous event. Follow a few guidelines and you'll avoid many inadvertent and untimely gaffes invited by a lack of planning.

- ♥ First and foremost, ask to visit your reception facility during another wedding so that you can observe an actual wedding taking place.
- ♥ Choose the site and the food for your reception according to the time of the year your wedding takes place. Serve food that is appropriate for the time of day as well as the season.
- ♥ Include an RSVP card in your invitation so you can provide an accurate guest count to the reception facility. Plan to do this two weeks before your wedding, even though you may be updating this list often.
- ♥ Discuss seating arrangements with your banquet coordinator at the reception site. You can seat your guests however you wish; there are no hard and fast rules. Prepare for any surprise guests and last minute changes.
- ♥ Making your guests work doesn't necessarily mean you're saving yourself any money. Buffet service often costs more than a sit-down meal. A greater variety of dishes are typically offered to start with, and platters constantly need to be replenished.
- ♥ If you are having a master of ceremonies, be sure they are clear on what their role is and what you want to be announced. Discuss these important details in advance.
- ♥ Have the musicians or DJ play a variety of music so that everyone can enjoy dancing at your reception. Discuss special requests and dances in advance.
- ♥ Do not require your guests to pay for their own drinks. If you decide against an open bar, consider serving only wine, champagne, mineral water or soft drinks.
- ♥ Do not allow bartenders to put out tip jars. Whoever is paying for the reception should handle the gratuities.
- ♥ Assign a friend or family member to transport gifts from the reception to your residence. Gifts and money should be placed in a secure room at the reception to prevent loss or theft.
- ♥ Keep any photo sessions brief- your guests will notice any conspicuous absence.
- ♥ Instead of numbering your tables, try naming them. For example, an avid reader marrying an outdoor enthusiast might have tables named "Grisham & Golfing Table" and "Hemingway and Hiking Table."
- ♥ Provide a map showing locations of guest hotels, parents' homes, rehearsal dinner and reception facilities as well as the ceremony site is an absolute necessity for your guest.
- ♥ Emphasize well-marked main routes; indicate available parking areas. Include maps with invitations and have additional copies available at the ceremony.

Have a wonderful day- it's your wedding!



Chalet Studio Photography & Gardens



3 halls with over 10,000 square feet of banquet facilities. Licensed for up to 500 people, offering a 62ft bar and permanent stage. Large menu selection and customized menus. Welcoming atmosphere with ample parking. Beautiful setting for weddings, bridal showers, engagement parties and rehearsal dinners.

SERBIAN CENTRE

CATERING AND EVENTS FACILITY

6770 Tecumseh Rd E, Windsor, ON

519.944.4884

www.serbiancentre.com

© Photos by Danielle Tremblay Photography



your wedding reception

The wedding reception will be the first time you receive your relatives and friends as a married couple. It can be one of the most joyous parties you and your spouse will ever host.

The reception may be simple, or it can encompass a full course dinner and dance. Depending on your budget, you may want to consider a sit down meal or buffet style, whatever suits your style.

Because your reception can be held almost anywhere, your first consideration in choosing a site is accommodating the number of guests you are inviting. Your church, synagogue or place of worship may have a suitable area, or you may want to rent a banquet hall, a hotel ballroom, a golf course, a winery, a restaurant or even a yacht. Indoors or out, there are many different places that weddings are now being held at.

If you're being married in a season and locale noted for good, reliable weather, there may be a lovely garden or arboretum available. Also consider a restored mansion. They make delightful fairy tale backdrops for a bespoke wedding celebration.

Once you've decided the setting, the estimated number of guests and the budget, you're ready to begin interviewing reception sites and caterers.

Remember that the services of a professional banquet facility or caterer can enhance and expedite the planning of your reception. Reserve your reception spot well in advance and promptly pay any necessary deposit to secure your date.

Visit the reception site and map out how you'd like it arranged. Plan the receiving line, (if you are having one), where the guests will be entering and decide whether the line will be formal or semi-formal. Today, not everyone in the wedding party has to be included; the choice is yours. A wedding decorator may be hired to look after all the details for you.

There will be a head table for the wedding party where the seating arrangements are as follows: couple in the centre, maid of honour at the groom's left, best man at the bride's right. Other attendants alternating men and women are seated as space allows.

Some newly married couples are opting for a sweetheart table, where they can share their first married meal together with the finest of china and crystal. In this instance, the wedding party would be seated at their own table.

Once all have been served their meal, the best man presents the traditional toast to the bridal couple. The couple may then want to respond with additional toasts. Try to keep them short and tasteful, approximately five minutes per toast is appropriate.

Cake-cutting comes after dinner is completed and once it's over, it signifies that the dinner hour is over and the party will begin. Ensure your cake has a spot of honour in a nice setting, because this is a well photographed place. The couple cuts the first slice together and shares it with one another. Then, the cake is served to the guests, while the couple visits with their invited guests, going from table to table, thanking everyone for attending their big day.

A midnight supper may follow and the menu can be pierogi, cabbage rolls, stuffed peppers, sliders, milk and cookies—whatever fare you decide that your guests will love!

Before the newlyweds take leave of the reception hall, the bride will toss her bouquet and the groom will fling the garter.

Finally, the couple leave the reception for a honeymoon or a night in a hotel, accompanied by best wishes of your families and friends for peace, prosperity and happiness in your life together.



The perfect venue for your picture perfect day!



From intimate affairs to grand celebrations, Other Place Catering's experienced staff will help turn your dreams into realities. Impress your guests with a customized menu and superb service, planned and executed to perfection by our professional culinary team, who take pride in serving only the freshest and most flavourful dishes.

Create unforgettable memories that will last a lifetime, whether you choose our rich and elegant reception hall, a warm lake house, a vineyard, along a breezy beach, a rustic barn or your home. We invite you to discover all that Other Place Catering has to offer.

ENGAGEMENT PARTIES, WEDDING SHOWERS, JACK & JILLS, WEDDING RECEPTIONS



All Photography: George Papadontas



1395 WALKER ROAD
519-969-6011



OTHERPLACECATERING.COM

wedding timetable

Planning your wedding can be fun and exciting-if you give yourself enough time and stick to a schedule. It's easy to procrastinate and try to fit all the planning into the last two months. Most formal weddings are comfortably planned in 12 to 18 months. Smaller or off-peak weddings can be planned in a shorter period of time. Following this sequence of planning will help you and your fiancé time for fun activities. Take time to enjoy a concert, movie and relaxing dinner out where planning is not part of the conversation.

eight to sixteen months

- ☐ Announce Engagement At Party / In Newspaper
- ☐ Decide Approximate Number of Guests
- ☐ Decide Formality of Wedding — Ultra-Formal To Informal
- ☐ Develop Budget, Decide Who Pays For What
- ☐ Buy an Engagement Ring
- ☐ Set Wedding Date
- ☐ Select Gown, Order. Salon
- ☐ Choose Ceremony Site
- ☐ Book Reception Facility (12 months plus)
- ☐ Choose Wedding Consultant, Caterer, Book Photographer
- ☐ Select Ceremony Musicians
- ☐ Select Reception Musicians
- ☐ Select Videographer
- ☐ Have Tuxedos Ordered or Custom Made
- ☐ Make Honeymoon Arrangements
- ☐ Register At Bridal Registry
- ☐ Order Invitations
- ☐ Update Passport
- ☐ Schedule Appointment with Aesthetician
- ☐ Plan Your Personal Fitness Regime

four to eight months

- ☐ Select Attendants and Honour Attendant
- ☐ Order Attendants' Dresses
- ☐ Select Florist
- ☐ Order Mens' Rental Formalwear
- ☐ Select designer for signs, ceremony programs, seating charts etc.
- ☐ Reserve block of rooms for out-of-town guests
- ☐ Secure Clergy or Officiate
- ☐ Discuss Length and Colour of Dresses for Mothers
- ☐ Reserve Rental Equipment

two to four months

- ☐ Order Wedding Rings, Have Engraved
- ☐ Help Arrange Rehearsal Dinner
- ☐ Reserve Limo or Carriage for Rehearsal Ceremony Reception
- ☐ Obtain Marriage License. Call for information
- ☐ Order Wedding Cake, Groom's Cake
- ☐ Experiment with Bridal Hairstyles and Makeup
- ☐ Buy Custom Bridal Jewellery
- ☐ Buy Gifts for Groom and All Attendants
- ☐ Buy Bride's and Attendants' Shoes, Have Dyed
- ☐ Address Wedding Invitations with Attendants

- ☐ Write Wedding Day Programs, Have Printed
- ☐ Select Favours
- ☐ Select Bridal Accessories, Engraved Goblets, Garter, etc.
- ☐ Start All Address/Name Changes

one to two months

- ☐ Mail Invitations Six Weeks Before Wedding; Eight if Near a Holiday
- ☐ Determine Reception Seating and Have Stationer Do Place Cards
- ☐ Write Thank You Notes As Each Gift Is Received
- ☐ Confirm Arrangements for All Services
- ☐ Wedding Gown Fitting, Date
- ☐ Attendants' Dresses Fitting, Consult Each Attendant
- ☐ Help Groom Confirm Honeymoon Arrangements, Unless Secret
- ☐ Select Accessories Such As Unity Candle, Ring Pillow, Guest Book, etc.
- ☐ Have Formal Wedding Portrait Taken

two weeks

- ☐ Make Appointments For Hair, Makeup, Nails, Spa
- ☐ Move Belongings to New Home, Apartment or Condo
- ☐ Confirm Arrangements At Hotel For Out-Of-Town Guests
- ☐ Arrange for Gown Cleaning and Bouquet Preservation After Wedding

one to two weeks

- ☐ Final Gown Fitting
- ☐ Pick Up Groom's Wedding Ring
- ☐ Give Final Guest Count To Caterer or Reception Facility
- ☐ Type Up Rehearsal and Wedding Itineraries, Have copies Made For All Attendants,
- ☐ Family/Guests Involved
- ☐ Type Up Wedding Day Schedule Give Copy To Each Vendor As You Meet With Them; Caterer, Photographer, Musicians, Videographer, Florist and Bakery
- ☐ Assemble Emergency Bridal Basket
- ☐ Pack for Honeymoon

day before and wedding day

- ☐ Sign Marriage Licence
- ☐ Remind Men to Pick Up Formal Wear and Try On
- ☐ Have Hair, Nails and Makeup Done
- ☐ Eat A Good Breakfast, It May Be Your Only Food All Day
- ☐ Enjoy All The Fruits of Your Planning and Have A Beautiful Wedding

SEE "PLANNING" ON THE WEBSITE
THEWEDDINGGUIDE.CA



NOLA'S

A TASTE OF NEW ORLEANS



Enjoy fine food in a casual setting with New Orleans flair!
Dine on fresh seafood, steaks, oysters and pastas.
Cajun and Creole flavours combine with live jazz on the
weekends in the dining room and in the courtyard.

**FULL CATERING SERVICES :: BRIDAL SHOWERS
REHEARSAL DINNERS :: ENGAGEMENT PARTIES
BACHELOR(ETTE) PARTIES**

1526 WYANDOTTE ST. EAST :: WALKERVILLE :: 519-253-1234

WWW.NOLASWINDSOR.COM

garden WEDDINGS

It is no secret that, at one time or another, every bride-to-be has dreamed of a garden wedding. Whether she has grown up in a big urban city or small rural town, the thought of an outdoor wedding conjures up feelings of romance and happiness.

The wonderful thing about a garden wedding is that it can be simple or elaborate. Whatever your budget, an outdoor ceremony can be magical. Imagine walking down a long white runner, sprinkled with rose petals, hearing the birds sing overhead, and seeing the man of your dreams, standing under a flower-filled gazebo.

If the wedding is to take place at sundown, twinkling white lights in the trees and around the gazebo can add a special touch.

Location and atmosphere are especially important for an outdoor wedding. Your special place must be able to accommodate a wedding.

take it outdoors

If you are planning an outdoor event, the sky is the limit—but it can also be limiting if nature decides to present you with a wedding shower! However, don't let the uncertainty of the weather dissuade you from holding your dream wedding in your favourite outdoor place.

Consider a canopy or tent to protect your guests from bright sun or rain. Lights, fountains, or other decorations can be easily added to make your outdoor wedding site into something truly spectacular. Many weddings and receptions are held outdoors, but natural scenery also provides nice atmosphere for a rehearsal dinner or gift opening party.

A canopy will add a festive touch to your celebration and provide a focal point as well. Besides providing a dramatic backdrop, it also gives you practical weather protection. Your rental agency will be able to answer all your questions about cost, delivery, and set-up. They will also

Whether you are interested in a hotel, park, or country club, find out which facilities are readily available and what arrangements need to be made to use them.

Many facilities charge an hourly fee for their use—quite often with a time limit. The fee usually includes the set-up, and take-down of chairs. Some facilities even offer a tented option as a back-up plan if the weather isn't perfect.

Your wedding location should have a few good spots for professional photographs to be taken before or after the ceremony. For example, photographs in front of a gazebo or garden always come out beautiful and colourful.

So, if you are planning a wedding and cannot decide where to host it, check out your local outdoor wedding facilities. Some reception sites also offer outdoor ceremony options.

With a little planning, a garden wedding can be even more romantic than you've ever imagined.

"...an outdoor wedding conjures up feelings of romance and happiness."

help you calculate the size you need, based on the number of guests and whether or not you plan seated or buffet dining and dancing.

A wooden dance floor can be added; or you might choose artificial turf. Either will provide a clean, dry surface and protect the lawn underneath. A clear roll-down rain shield or a solid screen will block the sun and keep your event more private. Some of today's white "wedding tents" have lovely arched windows with clear acrylic panes. Furnish your outdoor room with chairs and tables from your rental agency.

They can also provide linens, a portable bar, punch bowl, a buffet service, and china, crystal, flatware and champagne and chocolate fountains. Decorate with twinkle lights or lanterns, balloons, flowers, streamers or even caged birds. Place potted plants around tent stakes so guests won't trip on them.



WE'VE GOT YOUR SPECIAL DAY COVERED

Whether you need a tent, chairs, china, linen, or a dance floor, our quality products and reliable service provide you with the peace of mind you deserve and the ability to envision your special day with all the key pieces in place.

With 35 years of experience pleasing brides, our team guarantees you complete satisfaction or your money back.

4595 County Road 46, Maidstone
519-737-9200, 1-800-873-3977
festivaltent.com
info@festivaltent.com

festival 

Supplying the best.

**It's Time To
PARTY!**



**WE'RE THE PERFECT VENUE FOR
COUPLE'S SHOWERS, STAGS, STAGETTES,
OR A SUPER FUN NIGHT OUT WITH YOUR
WEDDING PARTY!**

OPEN 7 DAYS A WEEK



**CALL OR STOP IN
FOR MORE INFORMATION**

(519) 966-4911
SILVERTEEGOLF.COM
**1360 HWY 3,
OLDCASTLE, ON**



toasts to the bride & groom

- ▼ Happy marriages begin when we marry the one we love, and they blossom when we love the one we married.
- ▼ My greatest wish for the two of you is that through the years your love for each other will so deepen and grow, that years from now you will look back on this day, your wedding day, as the day you loved each other the least.
- ▼ May the roof above you never fall in and may you both never fall out.
- ▼ To the lamp of love, may it burn brightest in the darkest hours and never flicker in the winds of trial.
- ▼ My 'for better or worse' be far better than worse.
- ▼ The man or woman you really love will never grow old to you. Through the wrinkles of time, through the bowed frame of years, you will always see the dear face and feel the warm heart union of your eternal love.

your wedding SHOWER

The bridal shower is a traditional celebration that allows family and friends to show their affection and "shower" the bride with gifts. The shower occurs from two months to two weeks before the wedding and can be anything from an informal luncheon at the workplace to a dinner in an elegant restaurant.

Anyone who wants to do something for the bride may host a shower, even a group of two or three friends can act as co-hostesses. One rule is that immediate family members (mothers, sisters, mother-in-law) should not host showers because it appears that the family is soliciting gifts.

The hostess can set the limit on the number of guests, since she will be paying the bill. No one should be invited to the shower who has not been invited to the wedding, or who does not know the couple.

One of the bride's responsibilities as far as her shower goes, is to provide the hostess with a guest list and to make sure that she hasn't created a financial burden on someone by inviting them to more than one or two showers. She should also send a written note of thanks to her guests for any presents received, as well as to the hostess(es) for their hospitality.

*"Love is an irresistible desire
to be irresistibly desired."*

~ Robert Frost

catering checklist

make reservations early

8 – 16 months before the wedding:

Wedding date _____

Reception location _____

Wedding time _____

Number of guests _____

Reception time _____

Budget _____

_____ Engagement party

_____ Rehearsal dinner

_____ Bachelor/bachelorette party

_____ Reception

_____ Day After Brunch (for out-of-towners)

menu/service style

Decide what style of food service will best suit your budget.

_____ Hors d'oeuvre _____ Buffet style

_____ Full-service dinner _____ Cake & beverages

(Once you've selected the service style, your caterer will help you select menu items.)

beverages

Decide what type of beverages will be served.

_____ Coffee/Tea _____ Non-alcohol punch

_____ Punch w/alcohol _____ Champagne/wine

_____ Beer _____ Hard liquor

Be sure to check with the facility where the reception will be held whether alcohol is allowed and what restrictions may apply.

miscellaneous

Once you've selected the style and menu, your caterer will help you decide serving items:

_____ Paper plates _____ China

_____ Plastic utensils _____ Flatware

_____ Plastic glassware _____ Glass/Crystal

_____ Disposable table coverings and napkins

_____ Linen table cloths & napkins

Your caterer can also make suggestions about sparkling wine or chocolate fountains, festive table displays, candles and other reception decorations.

With the help of a competent caterer you can relax and enjoy the best party of your life!



Making Food that Feeds the Soul

Customized catering for bridal showers, birthday parties, or any celebration that brings people together.

Delicious food made from scratch by Nicole Hanson, Registered Holistic Nutritionist
519-999-3237 acel1976@gmail.com chlorophyllvegan.com



“Love doesn’t make the world go round. Love is what makes the ride worthwhile.”

Franklin P. Jones



“Marriage is the chalice that holds the wine of love.”

M.J.H.

your BEVERAGES

Discuss what beverages you want served at your reception with both families, no matter who will be paying the bill. Ask a liquor store/winery or reception consultant to help you with choices and options. Consider both cost and the number of guests.

You may also want to create a signature cocktail that is unique to your wedding theme. It adds a special touch to your reception, as well as being memorable, or serve a local craft beer.

If your reception facility is furnishing beverages, ask how you will be charged- by the glass, by the bottle or per person.

While champagne is traditionally the festive drink used to toast the bride and groom, wine often serves to complement the wedding meal. Good tasting wines and champagnes come in all price ranges. Buy the best selection that your budget allows.

Hosting a wine tasting party for your attendants is a fun way to choose wedding wines.

Recent surveys indicate that a lot of guests don't drink alcohol, so offer a selection of non-alcoholic wines, soft drinks and espresso or coffee drinks.

Should you decide to serve your guests cocktails, you can include an open bar before and after dinner. Offer guests their choice of beverages, including local and imported beer and wine.

If you are hosting your party in a private home or space, hire experienced bartenders. You can depend on them to pour standard drinks. Have them track liquor use so that you can account for your bar expense. And, of course, ensure that they are Smart-Serve according to the laws of the province.

If you decide to keep the bar open after dinner, close it at least one hour before guests prepare to leave. Serve coffee and non-alcoholic beverages after that time to ensure everyone goes home safely. Alcohol liability is an important issue, and one way to protect yourself and your guests is to hire a licensed company to provide security. They will oversee any potential problems with alcohol as well as protecting your gifts, including cash from being stolen.



Chris Studio Photography & Gardens



John Lyons Photography



Trevor Booth Photography



John Lyons Photography



Chelsi Studio Photography & Gardens





Trevor Booth Photography

WEDDING ONLINE *guide*

windsor/essex county

Perfect Wedding Planning@your fingertips

- ▼ *Money Saving Offers from Local Professionals*
- ▼ *Questions? "Ask the Editor" for free advice*
- ▼ *Read our blog bridaltalk.theweddingguide.ca*
- ▼  [facebook.com/BridalTalk](https://www.facebook.com/BridalTalk)  [@Bridal_Talk](https://twitter.com/Bridal_Talk)

DOWNLOAD: THE TOOLS

Planning Checklists
Timetables | Calendar
Interactive Budget Calculator
Wedding Schedule
Windsor & Area Links
Groom's Checklist

The Wedding Guide – the area's #1 local bridal community

wedding TRADITIONS

You may be interested in the origins of some popular traditions included in observing marriage.

Bridal gowns, for example are white because the Greeks believed white embodied purity, innocence, and joyfulness. Wedding veils have always symbolized modesty, privacy, youth and maidenhood. That way of thinking still has a foothold; bridal authorities today advise to skip the veil and perhaps wear a hat instead if it suits your style.

Most are familiar with a poem about bridal attire: "Something old, something new, something borrowed something blue and a lucky sixpence in your shoe." What's not generally known is that if a bride borrows an item from a happily married woman, the giver's happiness is said to be passed on to the bride. Something blue symbolizes constancy in a relationship.

The bridal garter originates from at least two cultures. In ancient times, it represented the virgin girdle; the groom's removal of the garter symbolized her relinquishment of that status. The garter can also be traced to the old English

custom of flinging the stocking. Wedding guests would sneak into the bridal chamber, pick up the newlywed's discarded stockings and throw them at the couple. Whoever flung a stocking that hung on the bride or groom's nose would be the next to marry!

Wedding bands, symbolizing eternal love by their lack of a beginning or an end, grew out of an ancient tribal custom of using circlets of grass to decorate a bride's wrists and ankles. The Romans and Egyptians with their love of precious metals and stones, initiated the practice of using silver and gold. Rings are worn yet today on the third finger of the left hand, because ancient cultures believed that finger had a vein running straight to the heart.

Old shoes tied to the honeymoon car were once considered symbols of authority and possession. The bride's father would contribute one of the bride's old shoes to the groom, thus symbolizing the transference of authority over to the husband.

The "throwing of rice" at fleeing newlyweds is a traditional way of wishing them many children.

beverage GUIDELINES

If you are serving alcohol at your reception, you have several options:

Open bar: full bar where you pay for all the drinks

Limited bar: you set limit and pay for what is served

Signature drink: a special drink or pair of drinks hosted, guests pay for other drinks

Cash bar: service that is available to your guests and they pay for the drinks themselves

Partial cash bar: one or more items (beer or wine) hosted, larger variety paid for by guests

The age of the group affects the amount of liquor consumed. Buy from a professional who specializes in selling beverages or get help from the catering manager at your reception facility. They can determine what you will need. Hire a professional bartender, sommelier, or bartending service or consult with a sommelier.

What To Serve:

Most importantly, *know your crowd*. The ratios of wine to beer to mixed drinks will shift depending on the preferred drink of choice for your friends and family. An experienced professional bartender or sommelier can guide you in making the right choices based on the tastes of your guests.

Wine: select at least one white and one red, if you would like a third option you can add a rosé. You may opt for two reds and two whites, a medium-to-light body and a full-body, however you do want to keep your choices narrow. Divide your purchase so 60-65% of the wine is white wine and 35-40% is red. If you decide on a rose, 20% of the wine should be rose, 45% white wine, and 35% red wine.

Sparkling wine: Champagne is always an option but it can be pricy. Other delicious choices that are easier on the budget include Prosecco (Italy), Cava (Spain), Cremants (sparkling made the same way as Champagne from other regions of France), and Ontario sparkling wine.

Sommelier Tip: For the sparkling toast, plan 1 bottle for every 10 guests and ask the catering staff for 2 oz. pours. Most guests will take an obligatory sip then return to whatever it is they are drinking.

Beer: you will want to have at least two options, a darker style beer and a lighter style beer. If you know you are going to have a lot of craft beer drinkers as guests, then select four distinct styles of beer.

Mixed drinks: decide on a limited cocktail list to keep things simple. A modified full bar includes whiskey, gin, and vodka with tequila and rum optional. Mixers include juice (orange and cranberry), cola (Coke, Sprite, Ginger Ale), tonic water, and club soda. Garnishes include lemon and lime.

How Much To Serve:

For the average event with wine, beer, and mixed drinks, 50% of all alcohol is wine, 20% is beer, and 30% is mixed drinks. If you are going to have beer and wine only, plan on 70% wine and 30% beer. Above all, *know your crowd*.

Determining how much to buy can be a daunting task. There is a simple formula to determine how much alcohol will be consumed:

$$\text{NUMBER OF GUESTS} \times 1.5 \times \text{HOURS OF SERVICE} = \text{TOTAL NUMBER OF DRINKS}$$

For example, if you expect 100 guests for a 3-hour reception, you will need to plan on 500 drinks. You should purchase 40 x 750ml bottles of Wine; 8 x 750ml bottles of Spirit; 14 x 6-packs of Beer; 15 x 750ml bottles of Champagne/Sparkling Wine

When to Serve:

During the cocktail hour preceding dinner – mixed drinks, Champagne/sparkling, wine, beer, soft drinks

During bridal toast – Champagne/sparkling or non-alcoholic cider

With sit-down dinner – wine, 2 bottles, 1 red and 1 white, on each table

Near the cake table – Champagne/sparkling or punch, ice wine

During the reception – mixed drinks, wine, beer, soft drinks

Your Wedding

AT PELEE ISLAND WINERY



519.733.6551

events@peleeisland.com

www.peleeisland.com

PELEE ISLAND
WINERY

rehearsal DINNER

A dinner following the wedding rehearsal is not a necessity, but it is a lovely way to begin your wedding festivities and allows your attendants and families to relax and get acquainted.

The meal is traditionally hosted by the groom's parents, and includes the immediate family of both the bride and groom, the clergyman and members of the wedding party and their spouses. In some circumstances, you may want to include special and out-of-town guests who have already arrived.

The rehearsal dinner is the traditional time for the groom's father to make a formal toast to the couple. It is also an appropriate time for the attendants' gifts to be given out. Seating plans and place cards are especially important at this dinner, probably a first meeting for more than one of the group. The bridal couple generally sits at the head of the group, their parents flank them. The members of the wedding party are seated throughout the rest of the family members and special guests. Presumably, they will feel more at

ease and be able to assist in making the other guests more comfortable.

Because it is an icebreaker of sorts, relax and enjoy the rehearsal dinner. Don't linger too long, however. Brides look terrible with bleary eyes. Get home early and pamper yourself tonight- for tomorrow you'll be married!



Chalet Studio Photography & Gardens

HERE'S TO YOUR GOOD HEALTH

Marriage is good for men, according to the American Council of Life Insurance. Their statistics show that husbands are healthier, wealthier and more industrious than bachelors.

*There is only one kind of
love, but there are a
thousand different versions"*
~ La Rochefoucauld,
1613-1680



Chalet Studio Photography & Gardens



MEZZO

WHERE STYLE MEETS TASTE



Enjoy our casual atmosphere with a unique balance of stylish metropolitan flare and unprecedented Italian cuisine with eclectic and modern accents.

WEDDINGS . BRIDAL SHOWERS . BACHELOR(ETTES) PARTIES
REHEARSAL DINNERS. ENGAGEMENT PARTIES . FULL CATERING SERVICES

Book your Corporate or Holiday Party today!

804 Erie Street | Via Italia Windsor | 519-252 4055 | www.mezzo.ca

the wedding day

Time is never completely manageable. The following list is a reference point. Consult your Coordinator for a finished plan. Today, you will be married!

agenda item	time	agenda item	time
Bride Wakes Up	_____	Guys Arrive at Ceremony Site	_____
Groom Wakes Up	_____	Limousine Picks Up Girls	_____
Bridesmaids Meet Up With Bride	_____	Ceremony	_____
Groomsmen Meet Up With Groom	_____	Post Ceremony Pictures	_____
Bride's Massage	_____	Leave For Reception	_____
Groom's Massage	_____	Grand Introduction	_____
Makeup or Salon	_____	Toasts	_____
Bride Dresses	_____	Dinner	_____
Photographer Arrives (Bride)	_____	Video Presentation	_____
Photographer Arrives (Groom)	_____	First Dance	_____
Videographer Arrives (Bride)	_____	Specialty Dances	_____
Videographer Arrives (Groom)	_____	Cake Cutting	_____
Florist to the Bride	_____	Bouquet Toss	_____
Florist to the Ceremony Site	_____	Garter Toss	_____
		Photographer Leaves	_____
		Videographer Leaves	_____
		Last Dance	_____

*To have and to hold
from this day
forward for better or worse,
for richer or poorer,
in sickness and in health,
to love and to cherish
til death do us part*

The Book of Common
Prayer



Trevor Booth Photography



WINDSOR'S PERFECTLY LOCATED HOTEL

Begin your new life together knowing that those closest to you can be near you on your special day. Whether you are looking for rooms for your wedding guests, celebrating your anniversary, or holding a ceremony and reception in our Ambassador Ballroom, we can suit your needs.

- 214 elegantly appointed guest rooms
- Beauty Rest pillow top mattress
- Intimate ballroom with grand staircase entrance
- Complimentary onsite parking with group rates
- Discounted bridal suite

DIVINE CATERING FROM GRILL 55

Book your reception or rehearsal dinner and receive a complimentary suite for the bride and groom.



SPACIOUS GUEST ROOMS

Our exceptional service and recently renovated guest rooms will make your guests feel pampered, whether they are from out of town or around the corner. Ask about our group rates for weddings.



1855 HURON CHURCH ROAD, WINDSOR

For inquiries and reservations contact our Sales Department

T. 519-966-3274 | F. 519-966-7280

his-windsor.com | facebook.com/HISWindsor

how to cut your WEDDING CAKE

Your baker will give you cutting instructions. When you make the first cut, hold the knife in your right hand. The groom's hand closes over the bride's together cutting a slice and then sharing it. This tradition evolves from an ancient Greek custom where a couple share a sesame seed cake to ensure that their marriage would be fruitful.

After creating an edible masterpiece, of course you want each individual piece to look beautiful as it arrives on the table. Traditionally the cake is cut to show off the decorations and patterns of frosting; see our diagram alongside this article.

Traditionally, the top layer of the cake is set aside and not served to guests; it is frozen and enjoyed by the couple when they celebrate their first anniversary. You might also choose to share it with special family members who were unable to attend the wedding or another celebration after your honeymoon.

With a little care and know-how, the wedding cake will look as beautiful and as appetizing after being cut as before. After the bride and groom have made their first cuts, the following directions will help the person in charge of the cake cutting. Remember you probably will not cut the entire cake.

The first step is to use the correct knife. Always use a sharp, thin, knife. The cut should be made by first inserting the knife straight down into the cake. The next step is to pull the knife at an angle toward the outer edge. Before the next cut, wipe the knife clean with a damp cloth.

Cutting a tiered cake is challenging, but it can be a simple task. First, "free" only the exposed part of the bottom layer. Carefully cut the first layer away from the second layer by running the knife through the bottom layer around the edge of the second layer. Then, cut the "freed" part of the bottom layer into wedges or squares. Wedges are recommended for large circles, while rectangles work better for smaller layers.


Next, cut the exposed part of the second layer exactly as the first layer, using third layer as the cutting guide. Remember to cut through only one layer at a time. Do not cut the remaining part of the bottom layer at this time. When the top is reached, return to the bottom layer and start over, this time

using the newly exposed outer edge of the second layer as the cutting guide.

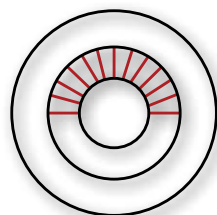
Remember the top layer is usually saved for your first anniversary. It is recommended the saved be covered first and frozen over night at which point it should be sealed in plastic wrap and placed in an airtight container and frozen for best results.

Instructions are for a traditionally- tiered cake of "normal" tier graduation. Cutting directions for serving while cake is viewed from front by guests.

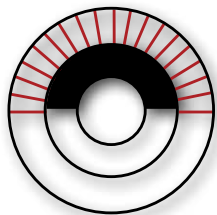
1. Make a semi-circle cut in "next-to-edge" tier in the same diameter and position as the top tier.



2. Cut slices approximately 1" wide x 2" deep. Serve slices from the "server" side of cake, serving approximately half of the tier.



3. Cut the next tier-down in a semi-circle, following the edge of the tier above (from which you have just served). Cut and serve these slices also about halfway around the cake.



4. When "back-side" of all tiers to be served are cut, remove top tier and put aside. Continue serving rest of the second tier, then the third and so on.

traditional groom's cake

The Groom's Cake is a special way of honouring the groom. It is usually a gift from the bride to the groom, and, traditionally it is a dark cake of either fruits and nuts or soaked in liquor.

The cake may be presented any time during the wedding celebration, and it is also nice served as a toast to the groom at the rehearsal dinner to be enjoyed and shared in an intimate tribute to the wedding attendants and special guests. Or, serve it at the reception as a second flavour choice of cake for your guests.

Special boxed miniature groom's cakes are also a nice touch, and make a sweet gift for your attendants. This follows the superstition that a maiden who sleeps with a slice of groom's cake under her pillow will dream of her future partner.

Tradition also dictates that a bride who keeps a piece of her wedding cake will have a faithful and loving husband.



One of the nicest traditions of all is that of saving part of the wedding cake to share on your first anniversary. Before the advent of the freezer, the groom's cake was always the cake reserved for this occasion, as the heavy fruit and liquor soaked cakes are preserved and carry a very long shelf life.

Many traditions are focused on the bride. By including a groom's cake as part of your wedding is a nice way to honour your groom. The cake can be modeled after a hobby, sports, or something that is important to the groom.

your DESSERTS

There is more to nuptial desserts than wedding cake. A sweet table is everything to dessert lovers- and a good choice for couples who want to serve more than just their wedding cake.

Your own mini-buffet might include an array of pastries, tarts, cakes, confections, and frozen desserts. Cupcakes are still a big favourite as are cake balls. Macarons, an almond treat, coloured to your theme, can be filled with gelato or ice cream are also gaining popularity. Remember to include some fruit and sugarless treats for guests on restricted diets.

The candy buffet is a new feature with its assortment of jelly beans and other candy treats! They provide a colourful impact and enticing display for everyone with a sweet tooth.

While a sweet table doesn't replace your wedding cake, you may opt for a smaller version. Your guests may want to save room for sampling while they socialize and linger near the goodies, as they decide on their choices.

Blak's Bakery



A Windsor Wedding Tradition Since 1918



We Bake the Old World Way

Dessert/Pastry Tables, Cupcakes, Pies,
Special Occasion Cakes, Delicious Natural Artisan Breads

1033 Langlois Avenue 519 - 253 - 4344

 BlaksBakery

grooms get INVOLVED

The days of the groom being responsible only for the rehearsal dinner, booking the honeymoon and showing up on time for the weddings are long gone. Today's groom is involved in almost every aspect of your wedding planning.

With today's belief that marriage is an equal partnership, most men feel wedding responsibilities should also be shared equally. As men become more involved, traditional wedding duties are changing.

Many newlyweds today not only both work full-time, but they share housekeeping duties as well. Because of this, the groom is being included in many bridal showers. Theme showers which include interests of both the bride and groom have become very popular. Be sure to invite his male relatives and friends.

The groom is also becoming more involved in the financial aspects of the wedding. With couples marrying at an older age, most are paying for their own weddings or contribute toward their parents' wedding expenses.

After the wedding, the groom may take on the responsibility of writing thank you notes to his family and friends, while the bride will send thank you notes to her family and friends.

One of the oldest marriage traditions has changed dramatically through the years. The bride is not required to change her name after the wedding; many retain their maiden name or use both names hyphenated. Many grooms are making changes in their names, also. The last name of the bride and groom may both be used as a celebration of their lifelong commitment.

The continuing changing roles of men and women are indeed having an effect on the traditional wedding. We are seeing a "Best Woman" in place of the "Best Man," female ushers, and Groom's showers. This crossing of traditional barriers is allowing today's bride and groom to share everything about their wedding, as well as their life together.

formal wear PROTOCOL

A beautifully dressed bride requires a handsomely suited groom. When choosing a tux, note the time of day and the season in which the wedding will take place. A morning wedding with a brunch reception will require much less formal attire than a late evening ceremony and formal sit-down meal.

Keep in mind the style and formality of the bride and her attendants' attire to choose appropriate formal wear. An experienced formal wear shop can guide you successfully through these choices.

The basic elements of a groom's outfit may include a jacket, pants, shirt, bow tie, vest or cummerbund, suspenders, pocket handkerchief, socks and shoes. Special shoes are often worn with tuxedos and can be found at formalwear shops for purchase or rental.

Many options are available to fill out the groom's attire. In addition to all the new styling and fabrics for today's tuxedos, high-fashion accessories include ties, suspenders, cummerbund, shirts that preclude bowties, cuff links and shirt studs in almost any style you can imagine. Choose designs and accessories to suit your own style and express your unique personality. If you prefer to play it safe, a traditional black and white tuxedo ensemble never goes out of style, giving you the added confidence that you will look and feel your best on your wedding day.

Visit the formal wear shop four months before the wedding. Bring along swatches of the bridesmaids' gowns if you plan to coordinate the groomsmen's tuxes. While formal wear shops provide measurement forms for out-of-town grooms and attendants to complete, the danger of confusing or incorrect measurements increases. It is best to get the groom and his men into the shop to be measured in person.



*I am in you, and
you in me, mutual
in divine love. ~
William Blake*



THESUITSHOPCO.COM



WEDDING PACKAGES

LET US SUIT YOU UP
ON YOUR SPECIAL DAY

BRONZE

TAILORED SUIT IN 6
STAPLE COLOURS
TIE, SHIRT AND
POCKET SQUARE



SILVER

TAILORED SUIT IN
OVER 15 COLOURS
AND PRINTS
TIE, SHIRT AND
POCKET SQUARE



GOLD

CUSTOM SUIT AND
CUSTOM SHIRT
TIE AND POCKET
SQUARE



PLATINUM

CUSTOM TUXEDO
OR SUIT WITH VEST
AND CUSTOM SHIRT,
TIE AND POCKET
SQUARE



LET US MAKE YOU AND YOUR GROOMSMEN
LOOK DAPPER ON YOUR BIG DAY.
MAKE AN APPOINTMENT AT 519-903-1300



593 ERIE ST. E. WINDSOR, ONTARIO, N9A 3X8

your sparkle

And beauty is a form of genius – is higher, indeed, than genius, as it needs no explanation.

~ Oscar Wilde



John Lyons Photographer

*T*he wedding day approaches and you want to look your very best. After all, you have paid for beautiful photography and videography, so it seems appropriate to prepare. There are many options today, from make-up artists and spa visits to image consultants and specialists who provide services at your location or on-site to help you on your special day. Beauty is its own reward.

Here's Looking AT YOU

You will never be more beautiful or look as radiant as you do on your wedding day.

To achieve a camera-ready look, you must include time for advance preparations for your hair, skincare, makeup and wardrobe. With careful planning, you will be picture perfect for every day and for every party that is hosted in your honour.

According to wedding experts, professional assistance is beauty insurance that will save you anxious moments. Expert advice is a small price to pay for your natural beauty; especially when you compare the dollars that you will spend on your gown, photography, reception and honeymoon. At your wedding, all eyes will be on you. Be comfortable, confident and beautiful on the day you'll remember always.

As anyone who has been through a marriage can tell you, the months leading up to the big day can be a time of stress as well as happiness; there's so much to do.

Fitness: To cope well and feel good, get the energy boost, toned body, tan and stress relief you'll need with a personal fitness regime. A personal trainer can help you improve your physical fitness, lose weight or firm up those areas that you are conscious of. Many also offer nutritional counselling to ensure you are eating the right foods for your energy and fitness goals.

Colour: Consider a colour consultation before you choose your bridesmaids' dresses. Most people know what looks good on them, but few think about the colour palette that surrounds them. A colour consultant will find your most flattering shades that will give you a glow and new found confidence for all those photographs you will be starring in.

Pampering: Soft, silky skin isn't just for faces. A body treatment with salt, seaweed or wraps can soothe your skin from head to toe. You may also want to schedule a facial for not only your face but for your back and chest, if those areas will be exposed by your wedding gown. These treatments zap blemishes and leave your skin with a truly healthy glow.

GET A GORGEOUS SUN-KISSED
GLOW WITHOUT THE SUN



- Organic Spray Tanning
- LED Teeth Whitening
- Natural Body Care Products
- Gift Cards



Jena Campeau
Certified Medical Esthetician
Certified Spray Tan Artist

13126 Tecumseh Rd E. Unit 4
(inside Fringe Salon)
519-562-2532

By Appointment Only

beachbumorganicspraytanning.com
beachbumspraytanning@gmail.com



Hair by Erin Hawkins
MOBILE SALON SERVICES

*Let me bring my
expertise to you*




Haircuts, Trials, Perms,
Colour, All Ages
519-562-7371
hawkerin@gmail.com



FULL BODY WORKOUT
BRIDAL BOOT CAMP
REGULAR CLASSES
GIRLS NIGHT OUT
WORKOUT WEAR

Book a Bachelorette Party with
5 or more and the Bride is free!



VERTIKA
pole fitness studio

1331 Tecumseh Road E.
519-566-3489
vertikapolefitness.com
info@vertikapolefitness.com

buying your GOWN

"What an exciting moment when the perfect gown slips over your shoulders..."



For many women, shopping for their wedding apparel is the highlight of the wedding planning. What an exciting moment when the perfect gown slips over your shoulders, and you glance in the mirror and say, "This is the one; this is my gown!" Bridal shop consultants thrive on this moment; it's a reward for the many difficulties of their jobs.

Before you begin to shop, you may want to get ideas about the styles you like by paging through some bridal fashion magazines. Be sure to attend one or two bridal fashion shows, to see selections of dresses that are available in your local bridal salons. Then, focus on making a few decisions. First, consider what price range will fit your budget. Second, decide whether you will have a formal, semi-formal, or informal wedding. Select some bridal shops, phone to check their hours and ask if you will require an appointment to try on gowns.

Then, ask a friend or family member to go with you. This should be someone who will be honest about which styles flatter your figure and complexion. Let the salesperson know some of the features of gowns you think you would like to try. However, keep an open mind allowing the sales consultant to suggest some styles that will work for you.

In doubt about which type of gown may be appropriate for you? Here are a few guidelines:

- ▼ Any woman can wear a long white gown no matter what her age or if she has been married before. However, you will find that some styles are more suited for younger brides; some look better on more mature figures. Coloured gowns are also in!
- ▼ The formality of the wedding takes precedence in choosing the style: Gowns with a train, whether a sweep, chapel length, or cathedral length are reserved for formal or semi-formal weddings.
- ▼ Only first time brides should wear a train and a veil; they are traditionally representative of the innocence of youth.
- ▼ A bride considering an informal ceremony will likely choose a floor length gown without a train, a tea length gown, a knee length suit or cocktail dress.
- ▼ Brides should consider a hair arrangement of flowers or fabric bows, clips, or fascinators.
- ▼ Always use a respected bridal salon to purchase your gown. The internet should be used for research only when it comes the most important dress of your life.

the art of marriage

Happiness in marriage is not something that just happens.

A good marriage must be created.

In the art of marriage the little things are the big things.

It is never being too old to hold hands.

It is remembering to say "I love you" at least once a day.

It is never going to sleep angry.

It is at no time taking the other for granted; the courtship should not end with the honeymoon,

it should continue through all the years.

It is having a mutual sense of values and common objectives.

It is standing together facing the world.

It is forming a circle of love that gathers in the whole family.

It is doing things for each other, not in the attitude

of duty or sacrifice, but in the spirit of joy.

It is speaking words of appreciation and demonstrating gratitude in thoughtful ways.

It is not looking for perfection in each other.

It is cultivating flexibility, patience, understanding and a sense of humour.

It is having the capacity to forgive and forget.

It is giving each other an atmosphere in which each can grow.

It is finding room for the things of the spirit.

It is a common search for the good and the beautiful.

It is establishing a relationship in which the independence is equal, dependence is mutual and the obligation is reciprocal.

It is not only marrying the right partner, it is BEING the right partner.

It is discovering what marriage can be, at its best.

Wilferd Arlan Peterson



The Fitting Room
Bridal Alterations & More Inc.

Your Wedding Day Starts with a Perfect Fit!

Alterations and Customization for everyone in a comfortable setting.

 40 Shepherd Street W., Windsor ★ 519-915-0299
thefittingroomalterations@aol.com

"You know you're in love when you can't fall asleep because reality is finally better than your dreams."

Dr. Seuss



Chalet Studio Photography & Gardens



Lash On, Wax Off!

At Lash On, Wax Off! We specialize in eyelash extensions and body waxing. We pride ourselves in our quality, cleanliness, and professionalism.

Our goal is to provide you with safe services in a comfortable environment. We strive to always do our best. We want to assure our clients are leaving 100% satisfied with their results!



226-961-5696 contactus@lashonwaxoff.ca
1298 Ottawa Street, Windsor lashonwaxoff.ca



Make-up & BEAUTY

Your wedding day will surely be the most beautiful day of your life. Your assurance that you will look best is to begin a health and beauty regime based on an expert consultation, done well before your wedding.

If you believe your dress is the most important thing you will wear on your day, think again. Your groom and your guests will forever remember your radiant face, sparkling eyes and elegant hairstyle. The dress catches their attention only because it enhances the bride's natural beauty.

Nearly every woman wishes a team of professionals would arrive on the scene first thing every morning to make her look perfect and camera ready.

But this luxury is also a necessity for brides according to wedding experts. Professional assistance is beauty insurance that will save your sanity. Be pampered and perfect on your wedding day with expert advice. It's a small price to pay especially compared to the dollars you'll spend on your wedding gown and photography.

By definition, a make-up artist specializes in making women look beautiful and natural. Their expertise ensures you'll be picture perfect for the camera. A make-up artist can add contour and colour to your face, creating a natural look that won't be washed out by the photographer's lighting. Have a trial run well before your day to ensure that the look you love will be the look you have on your wedding day.

Many make-up consultants feature a mobile, "in home" wedding day service, coming to your home or ceremony site to help everyone prepare for the happy day ahead. Whether or not you choose this service, having the advice of a beauty consultant will help you to feel relaxed and confident that you'll look picture perfect for your wedding!

A holistic approach to beauty, health and wellbeing. Clean, plant-based premium skincare, nutrition, makeup, bath & body products for over 40 years. 100% Vegan, Gluten-Free, Cruelty-Free.

arbonne.

INDEPENDENT CONSULTANT



Samantha Hope-Duignan
1-647-654-7269
samanthahope.arbonne.com
SamanthaHope@gmail.com



Trevor Booth Photography

avoiding STRESS

Anyone who has ever been through a wedding can tell you, the months leading up to your big day can be a time of stress as well as happiness. Welcome to the wedding jitters...they are about as common as weddings. Luckily there are ways to control your anxiety. Here are a few suggestions:

- ▼ Communicate your feelings. Be open and honest if you are feeling upset. Tell your fiancé or family what's bothering you. Don't try to keep stressful feelings to yourself—they may transfer to something or someone else. Take positive action whenever possible. Worrying never solves a problem.
- ▼ Share responsibilities. Don't assume you have to do everything yourself. Ask your fiancé to go over the Groom's Checklist in this guide and handle as many of those planning functions as possible.
- ▼ Follow a timetable. It will give you the secure feeling that you're not forgetting something crucial.
- ▼ Have a system. Break down each task into organized steps and decide how long it should take and who will do it. Then set a completion date and stay on schedule.
- ▼ Pace yourself. In the beginning stages of planning your wedding you have several major areas to decide upon. Don't try to tackle them all at once.
- ▼ Take care of your health. Eat right and get enough rest and exercise. Take advantage of time tested soothers at night—a hot bath, warm milk or a back rub.

You will keep stress under control if you allow plenty of time to plan your wedding and then follow through on your schedule in a timely manner.

Providers of
evidence-based
chiropractic care, medical
acupuncture, and
registered massage therapy
in Downtown Windsor.





**Victoria Chiropractic
and Rehabilitation**

victoriachirowindsor.com • drkate@victoriachirowindsor.com

Online booking available.
Call or click today.
519-995-5079
248 Erie St. West

LOOK and FEEL your best on YOUR Big Day & Honeymoon



- Highest rated nutritional and prenatal supplements
- Delicious scientific medical approved weight management products
- High-Performance Skincare Line
- Luxury health gifts for your bridal party

Contact **Jenn Lang**
to design the best
program for your budget



E: jenn@jennlang.com
Call/Text: 519-995-1961



The months leading up to your special day will be a time of both stress and happiness for you and your fiancée. Massage provides total relaxation and reduces stress and tension.



Nadia Green, RMT
248 Erie St. W. (inside Victoria Chiropractic)
519-564-5733
nadiarmt1678@gmail.com | spritely.ca




what love is...

*I love you,
Not only for what
you are,
But for what I am
When I am with you.
I love you,
Not only for what
You have made of
yourself,
But for what,
You are making of me.
I love you,
For the part of me
That you bring out;
I love you
For putting your hand
Into my heaped-up
heart
And passing over
All the foolish, weak
things
That you can't help
Dimly seeing there,
And for drawing out*

*Into the light
All the beautiful
belongings
That no one else had
looked
Quite far enough
to find.
I love you
Because you have done
More than any creed
Could have done
To make me good,
And more than any fate
Could have done
To make me happy.
You have done it
Without a touch,
Without a word,
Without a sign,
You have done it
By being yourself,
Perhaps that is what
Being a friend means
After all.*

*Coming together is a beginning;
keeping together is progress;
working together is success.*

~ Edward Everett Hale



Treen Booth Photography

planning

What is the first thing you should do after becoming engaged? Relax! Allow yourselves time to enjoy the excitement, and to dream about your wedding, the honeymoon and setting up your first home as a married couple.

What to do next? Read the pages of this Guide; it will give you some background on traditions and encourage you to think about how you want to arrange your wedding. Then begin with the **Timetable** and **Budget**. Of course, you can't create a realistic budget until you have some idea of what particular items cost. Using the **Budget Calculator** on our website, theweddingguide.ca will help give you realistic estimates with the dollars you have to work with. You can make adjustments as you decide what parts of the wedding are more important to you. If you have completed the registration online, you will be hearing from Wedding Guide professionals that will help you even further.

As you gather your information, organize it into folders, files or a notebook according to categories. Using these aids and making appointments with wedding vendors allows you to make informed decisions regarding your budget. You'll need to prioritize your expenses, defining which items are most important to you. So if you've always dreamed of saying "I do" in a Vera Wang gown and kicking up your white satin heels to a live jazz band at your reception then you may have to cut back in other areas.

The process of organizing a wedding can become an important lesson in working together toward a common goal. The more you explore your options together, the more you learn about each other's preferences, priorities and taste-knowledge critical to a successful marriage.

\$1 Per Pound*

WEDDING PACKAGE SPECIAL

- ▶ One-on-One Personal Coaching
- ▶ Real Grocery Store Food
- ▶ Sustainable Results



Katie lost 79 lbs!

ewyn
WEIGHT LOSS STUDIOS



Lauren lost 35 lbs!

ewyn
WEIGHT LOSS STUDIOS



Shirley lost 52 lbs!

ewyn
WEIGHT LOSS STUDIOS

BOOK YOUR FREE CONSULTATION

6020 Tecumseh Rd East,
Windsor
519-962-6015

2641 Howard Avenue,
Windsor
519-915-2210

129 Erie Street South,
Leamington
519-398-9835



Join Windsor
and Leamington's
#1 Weight
Loss
Company!

*Wedding Package Special is
Based on Full Program.

your images

your images

A photograph can be an instant of life captured for eternity that will never cease looking back at you.

~ Brigitte Bardot



When the day is finally done, what remains forever are the images of your friends, family and each other. More than just memories, your photographs and video are family heirlooms beyond measure. Images are not the place to trim your budget. Their value grows every year. Few events inspire your loved ones to come together in celebration like your wedding will.



trevorboothphotography.ca

how to choose your photographer

Your wedding is one of the most important days of your life, and, the services of a professional photographer can capture those moments for you to treasure forever.

When sourcing the services of a photographer, check references. If you have any doubts about the reputation of the photographer, ask to see samples of their work and check for quality and style, does it appeal to you? Decide on what is important to the two of you as a couple. Do you prefer candid or posed shots, and, communicate to the photographer exactly what your needs are and the shots that you are looking for. Make a list of the people whose photos are absolutely important to have captured that day.

When interviewing a photographer, look for experience, first and foremost. Other areas of expertise that are important are as follows; listening ability, compatibility, diplomacy, stamina, an intuitive, caring person, a good memory and a storyteller.

The key to great photos is to communicate with your photographer. Make sure you ask all the questions that are important to you. The important question to ask is “do you shoot traditional or non-traditional photography?”

From your Save the Date images to your engagement and wedding, you’ll want to have a good relationship with your photographer. Your comfort level and chemistry will shine through the pictures, if you are relaxed and comfortable with them.

Wedding photography has evolved dramatically through the years. With everything digital; from the camera to the album, couples are more aware of how the photographer captures the day’s events, how and if they are being printed, (should you want this service) and how and if they are being manipulated with imaging software.

Discuss, too, if you want a plugged or an unplugged ceremony. Today most couples prefer the quiet intimacy of the ceremony, without any

added distraction. A professional photographer has been trained to be unobtrusive, while capturing those defining emotions. They will take those shots that will be yours forever- and they will get the best ones. Guests should refrain from photographing, if that is your wish.

To produce more personal photos of you and your fiancé, it is important to share your history with your photographer. When did the two of you meet, what part of the day is most important to you, what candid shots must you have, do you have an extended family, and if so, are there pictures that you absolutely have to have? Will the evening be ending with any special moments or surprises that you want documented?

When you compare photography packages, you’ll find that it may be as difficult as trying to read a foreign language! You must ask what you will be receiving as the finished product, and know exactly what you want. Ensure you have a checklist and a contract.

There are pros and cons to consider when you discuss traditional and non-traditional photography. In today’s social world, you and your guests will want to post, as well as email photos to friends and family.

Traditional packages still have their place in wedding photography, as the demand has not declined. Some couples still want a traditional album that will be revered and passed on from generation to generation. Other’s don’t.

Ultimately, when choosing your photographer, you must like their “style.” The biggest difference in style can be seen with classical portraits or spur of the moment candid photos. Your images will literally be a reflection of the two of you.

Keep in mind that your wedding pictures are an investment in memories; one of the only ways to capture the treasured moments of your special day. Once the day is over, there are no make-overs, so be very particular who you hire.

No two weddings are alike. The bride comes first. Feed the photographer and remember to bask in your day!

*“The key
to great
photographs
is to communicate
with your
photographer...”*



Chalet Studio & gardens

PHOTOGRAPHY

Spacious Indoor Studio
Spectacular Private Gardens

Weddings



519.726.6666

chaletstudio.ca



your wedding PHOTOGRAPHY



"...A professional photographer will gently control the formal posing, unobtrusively capture the candid moments, and produce an album that genuinely reflects the love and happiness you and your families share..."

Don't err on the side of politeness or economy when relatives or friends volunteer to take your wedding photographs. Get a professional who is skilled at creatively capturing the tender, joyful and humorous moments of your wedding and reception.

Contract your photographer at least eight to twelve months prior to your wedding. Visit the studio, review portfolios, and talk about how you envision the pictures of your wedding day. At this meeting, clearly determine your photography budget, remembering to include additional prints you might want to give as gifts later. Agree on a firm figure for both the deposit and the final payment, and pay both promptly.

Discuss with your photographer the type of wedding you're planning, its location, and the times of the ceremony and reception. Be sure the photographer is aware of any restrictions by your religious institution.


Do not fail to discuss where and when to take formal portraits. Professionals usually agree that taking formal pictures right after the ceremony can dampen the spontaneity of the reception. Taking all formal groupings before the ceremony may relieve much of the tension and pressure that would be experienced in the rush afterwards, so discuss this and allow your photographer's extensive experience to guide you in deciding the best time for this important photographic session.

If your wedding party is large or if you have large families, you may want to appoint a photographer's assistant from each family. This person should know everyone in the family by sight, and be able to assist the photographer by making sure all essential family groupings are taken.

Don't forget to inform your photographer of any sensitive situations in your respective families, such as recently deceased members or divorced parents, step parents, etc.

The photography contract is a complex one. Be sure you and the photographer understand exactly what you are ordering in terms of quantity and size of photos you will be purchasing and when the finished work will be ready.

Once you are satisfied that you have conveyed all your wishes, relax and let the photographer fulfill them. A professional photographer will gently control the formal posing, unobtrusively capture the candid moments, and produce an album that genuinely reflects the love and happiness you and your families share on your wedding day.



JOHN LYONS

PHOTOGRAPHER

JOHNLYONSWEDDINGS.COM



MilestoneStudio
CUSTOM FRAMING
By Jason Telasco

Framing expert, Jason Telasco, will help you perfectly preserve and display your favourite painting, photo or print using the highest quality matting & frames.

By appointment only • 519.969.1114
Milestone Studios' in-house frame shop
Located at 3449 Walker Road • Windsor, Ontario
www.milestoneframingstudio.ca

locations for wedding photos

Choosing the right location for your wedding photographs is as important as choosing the right photographer.

There will be photos of your engagement, your beautiful ceremony and of course, your reception and you will want them to genuinely reflect the personality of you and your spouse.

Today's couples are choosing many unique locations for their picture-taking, from scenic sandy shorelines to historic and majestic mansions. Well-manicured city parks with elegant gardens and flower beds are also a favourite locale.

Some couples prefer edgy and artistic settings with graffiti backgrounds and urban city landscapes, while others favour the countryside with soft fields and fauna.

Depending on your professions or hobbies, you may want your pictures staged with antique, vintage automobiles or other unique vehicles.

Whether you are looking for candid poses or more formal portraiture, speak with your photographer about locations that appeal to you. You may find that they may have some wonderful, "secret" spots that they will share especially with you!



John Lyons Photography

"Success in marriage is much more than finding the right person; it is a matter of being the right person."

Barnett Robert Brickner



Liliana Ariza
PHOTOGRAPHY

Engagements • Couples
First Looks • Bridal Festivities
Intimate Weddings • Natural & Authentic Photography

226-340-6356 LILIANAARIZA.COM
HELLO@LILIANAARIZA.COM
Book your appointment today!

*When I saw you first,
it took every ounce
of me not to kiss you
When I saw you laugh,
it took every ounce of me
not to fall in love.*

*And when I saw your soul,
it took every ounce of me.*

~ Atticus



Windsor's Unique Studio Rental

for Engagement, Wedding & Video Sessions

Never worry about inclement weather on your wedding day!

We have you and your wedding party covered and our customer service team will work with your photographer to ensure your picture-taking is perfect.

Ground floor vehicle access, professional make-up area and multiple shooting spaces in an expansive and pleasing environment.

Located at 3449 Walker Road • Windsor, Ontario

Call us at 519.969.1114

for rates and availability

www.milestonestudios.ca



wedding information FORM

Make copies of this form for all the “helpers” in your wedding. Give one to your wedding consultant, maid of honour, best man, mothers and any other people that may need to be in contact with the important players in your wedding.

Ceremony site:				Email:		
Phone number:						
Ceremony Address						
Ceremony time:						
Reception site:						
Phone number:						
Reception address:						
Reception time:						
Ceremony services	Contact person	Arrival time	Departure time	Phone	Cell	Email
Site coordinator						
Officiant						
Musicians						
Soloist						
Florist						
Photographers						
Videographer						
Transportation						
Rental supplier						
Other						
Reception services	Contact person	Arrival time	Departure time	Phone	Cell	Email
Site coordinator						
Caterer						
Bartender						
Dinner musicians						
Band/DJ						
Florist						
Bakery						
Rental supplier						
Transportation						
Valet service						
Gift attendant						
Guest book attendant						
Other						



Asaph Maurer

Original Art & Portraits

Capture Your Memories in a timeless painting and create an heirloom.

Custom hand-painted portraits of couples, family members and loved ones, or your favourite celebrity.

A portrait as a guest book is a unique option.

See more of my work online by searching my name.

asaphmaurer@gmail.com



tips for great photos

Have all your wedding images transferred to disc for safest storage.

Have your photographer arrange for an online ordering service so guests can order wedding photos on his or her own.

Arrange for food or snacks to be available during pre-ceremony pictures with your attendants, especially if there is a lot of time between the ceremony and reception. Keep the alcohol to a minimum.

Meet the photographer who will photograph your wedding. It is important you like him/her as you'll be spending the entire day with them.

Think about what you want to say to the videographer on tape before the wedding- that way you won't be caught off-guard during the excitement of the day.

Place a collage of pictures of each of you from birth to the present at the rehearsal dinner.

Show a video montage of photos of you and your new spouse at the reception. These can tell a story from baby photos up to how you met and how you got engaged.

*“To keep the fire
burning brightly there’s one
easy rule: Keep the two logs
together, near enough to
keep each other warm and
far enough apart – about a
finger’s breadth – for
breathing room. Good fire,
good marriage, same rule.”*

~ Marnie Reed Crowell

choosing a DJ

Not all DJ's are alike. In fact, none of them are exactly alike! Some are older, some are younger; all have different styles that make them unique. However, all reputable, professional DJ's do have some things in common.

Professional DJ's should:

- Wear proper attire
- Make announcements tastefully
- Be responsive to unique circumstances
- Have a sound system of commercial quality, which is attractive when set-up
- Carry an extensive music selection
- Play a variety of musical styles
- Offer lighting systems, mirror balls and other special effects

Getting references:

Ask the DJ company for at least three references of couples who hired the DJ you are considering.

Call the people on that list and ask the following questions:

Did the DJ fulfill the commitment set out in the original agreement?

Was his/her tone, dress and choice of music appropriate for your wedding?

Was the music too loud? Did the lighting system work properly? Was the equipment attractive? In good shape?

Write down their answers so you remember what each person said regarding each DJ. Overall, if you get favourable responses, about a DJ, you are on the right track. If the responses indicate trouble, or if you don't readily receive a list of references, then keep looking further.

When you do hire your DJ, make sure to get a written contract that outlines the basic terms of your agreement, and lists any special requests you want to see happen during the reception.

“There is nothing nobler or more admirable than when two people who see eye to eye, keep house as man and wife, Confounding their enemies And delighting their friends.” ~ Homer

they're playing OUR SONG

There is no law stating that only the tried and true will do when it comes to reception music. Do you cringe when you hear the song “Celebration?” If you fear an all Top 40 party that reminds guests of their proms, then think about making a statement with some sly sounds.

Latin – Salsa and meringue put passion and fire into wedding day romance. The spicy rhythms will rouse your crowd for a remarkable party. Tito Nieves, Eddie Palmiere, Willie Colon and Ruben are popular artists.

R & B – From Motown faves to contemporary, cool R & B sounds get the group grooving. With artists like Barry White, Luther Vandross, Whitney Houston and Lauryn Hill, this genre is always in style and perfectly romantic.

Swing – No one can sit still to the upbeat, heart-starting melodies of swing. Jump and jive to Count Basie, Duke Ellington, Benny Goodman and the Cherry Poppin' Daddies. Let your guests in on the plan early – they might need a lesson or two. (Bet your grandparents already know how to jitterbug)

Ballroom – Show off the benefits of high school dance lessons with a waltz, tango, foxtrot, cha cha kind of party. Explore your inner Fred and Ginger if you want a reception with a grand style. This theme makes it a top hat and high heels soiree.

Adventurous couples take the party further, past tradition with country, disco, hip-hop or world beat themes. Anything goes when the goal is a good time for all!

WEDDING MUSIC PLANNING *made easy!*

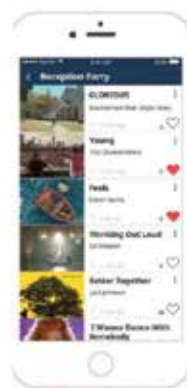
WITH

Partytime DJ & LIGHTING SERVICES AND *Vibo*

SEARCH YOUTUBE . IMPORT SPOTIFY PLAYLISTS
INVITE YOUR FRIENDS . PLAN YOUR TIMELINE AND MUSIC

519-365-9854

PARTYTIMEDJSERVICES.CA



Trevor Booth Photography

your wedding VOWS

groom

I will comfort you, and provide a refuge and sanctuary for you from the chilling winds of the world.

I will be a friend and partner. Our friendship will be a peaceful island, separate and apart from any of the world's turmoil and strife.

I will listen to you and hear not only the words, but also the tone, the mood and the expression.

I will allow you to be an individual and I will not seek to create a new mold for you, but rather to accept you as my equal and my partner.

I will cherish our union and let no one come between our togetherness. Yet, I want to allow you your unique oneness.

And I you.

bride

I will caress you as I would be caressed and warm you with a healing touch.

I will be open with you, binding not myself in the secretiveness that causes suspicion and doubt.

I will reveal myself to you and trust in you.

I will respect your rights, and remember that you are a person, entitled to your own choices and decisions.

I will give you approval, remembering that criticism divides while compliments encourage.

I will love you, love is our river of life, the eternal source of our togetherness.

Above all else I will love you.

your lighting SPECIALIST

Consider adding a unique and creative touch to your wedding day with the use of lighting. You'll find the effect festive, as it brings your reception to life by creating an original experience for your guests.

Custom lighting can change the entire look and feel of a venue by adding sizzle and glamour as it delivers an atmosphere. It can make everything look better, including your food, cake, wedding flowers and even your guests.

When you plan your wedding, hire a lighting specialist to enhance your space. Many of them have a background in special events and have created dramatic sets for the stage. They'll transform your standard event room into an inviting environment.

One commonly used lighting feature is pin spots, which are direct, focused beams that give off a soft glow from above. They are best used on table centrepieces or as a focal point for highlighting a wedding cake.

A light wash creates a blanket of coloured light over an entire area. A fabric wall behind a head table will often have a "wash" of colour warming it, providing a colour coordinated them to the entire

room. Or, you can wash an entire space with spectacular results.

Twinkle lights, strung over your dance floor or used extensively in tents, while they sparkle from above, add a magical feeling to any room.

If you want to put your name, initials and/or wedding date in lights and project them on the walls or floor, you'll want the personalization of light monogramming.

Ceilings can dazzle with stars to give the room a romantic, magical and unique look. This animation of lights is exciting and dynamic as it uses moving lights that can change patterns and colours.

Intelligent lighting will give your reception space the look and feel of a concert or nightclub. They will add patterns, speed and colour, with the ability to spotlight your special moments with wow.

Work closely with designer to discover what type of lighting will work best in your space. Great lighting results in a room that is certain to impress and set the stage for a beautiful wedding day!

Courtesy of AEP Specialized Lighting and Events, Windsor, Ontario

videography & your WEDDING DAY

In the opinion of many, there is no better way to preserve the elegance and emotions of a wedding day than on videotape. From the solemn vows of your ceremony to the happiness of the reception celebration, all the sights and sounds will be captured forever. And yet, after the wedding, one of the biggest regrets a couple may voice is not hiring the services of a video studio.

For years, and yes even generations to come, the magic moments of this truly festive event are there for you and your family to enjoy and treasure. Nothing can ever replace the expressions of joy and tears of happiness that are an integral part of every wedding. A professional videographer can record and preserve these memories for you.

A wise consumer will shop for a reputable video studio. Start looking sooner than later and reserve a firm date as early as possible. This will require a deposit as competent videographers are generally booked months in advance.

Hiring a videographer is the perfect way to relive your special day and preserve it for generations to come. Videography also offers priceless, moving images and voices of loved ones who may not be here years from now.

Before booking a videographer though, there are a few important details to keep in mind.

Are you a fan of documentaries, or more the Hollywood love story type? Today, most videographers specialize in wedding videos that not only cater to individual tastes, but also transform couples into celebrities starring in their very own blockbuster movie.

Whether your dream video mirrors an independent film or music videos, gone are the days of hours of footage. Experts say most wedding videos are no longer than 90 minutes in length.



Trevor Booth Photography

Memories are priceless

**Don't just take
photos, let us capture
your memories
on video!**

- dedicated to customer satisfaction
- committed to excellence
- creative & professional
- capturing memories since 2004
- affordable & dependable
- one video = thousands of photos!

Contact us today!

slapshotproductionsvideo.com

slapshotproductionsvideo@gmail.com

(519 965 4991)





your invitations

Your wedding invitation is the first impression your guests have of the uniqueness that is your wedding style. The ultra-formal wedding dictates the use of a formal, standard size engraved invitation on white or ivory card stock. The wording is traditional, formal; including "requests the honour of your presence" and printed self-addressed, stamped envelopes for the reply card. The invitation is enclosed within a second envelope, separated by tissue. The wording varies only if the person is being invited to the ceremony only, the reception only or to the ceremony and reception together. All other wedding styles have wondrous choices; the invitation itself, the paper, the wording and the enclosures.

Paper can be brightly coloured, recycled paper, printed with a design and always carry the beginning of a theme wedding. The invitation sets the stage for the entire ceremony and reception. Most invitation specialists have thousands of choices. It's usually helpful if you have an idea of how formal you wish your invitation to be before you make an appointment. Your specialist can also help you with the proper wording for any of hundreds of circumstances and will have examples for you.

Order your invitations and announcements 4-6 months before the wedding. Know your exact guest count first. You will need an invitation for your parents, each husband and wife, each single guest over 16 years of age, each attendant, each attendant's parents, and the clergy. If you wish to send a "second round" of invitations to replace those who cannot attend, order those invitations at the same time you ordered the originals, as reorders can be extremely expensive. Order extra envelopes to allow for errors. For an additional fee, you can sometimes get envelopes early so that you can start addressing them.

Allow your calligrapher at least three weeks, longer if they are drawing the map insert. All persons' names are completely spelled out, with the exception of Dr., Mr., Mrs., Miss and Ms., and written in black ink. Check your invitations carefully when they come in. Invitations should be sent 6-8 weeks before the wedding. Most people are active and fill their calendars early.



Shop Local

Your wedding invitation gives your guests a “sneak preview” into your wedding, so of course you will want to coordinate its style and colour to complement your attire and decor. You will find selections from traditional designs with formal wording to contemporary designs that incorporate your specially created message. Or, as many couples are now doing, you may choose to make your own invitation by hand with the assistance of a graphic designer.

Save the Date cards are a great way to introduce your engagement and the wedding date. This allows for your guests to block out your wedding day which will be in the future.

Seating charts have come in to their own and can be a stunning addition to your reception.

Formal wedding invitations are usually engraved and ordered well ahead to allow time for them to be addressed and mailed six weeks before the wedding. A 4 1/2" x 5 1/4" invitation is the most popular size, as it easily fits into an envelope without folding. A larger 5 1/2" x 7 1/2" invitation is used for very formal weddings.

Confer with your invitation designer, who will be able to show you various styles and appropriate wording. Remember, invitations are always written in the third person. Spell everything out, the wedding date, time, all numerals, and names. Abbreviations, initials and nicknames are never used except for Mr. or Mrs., Sr., Jr. Go through the guest list before ordering your invitations. You will need one for every married couple, each single adult guest, each attendant and their parents (if invited), your attendants' dates (if single), everyone in the groom's family, as well as your wedding officiate and guest.

Be sure to order extras for emergencies and keepsakes. Extra envelopes are a must for any mistakes you may make when addressing. Be sure to order response cards (RSVP) if you are planning on serving a meal; or arrange for a service to handle this task for you.

Remember to order thank-you notes in both your maiden and married name. You will want to send thanks for engagement and shower gifts, well before the wedding.



thank you NOTES

One of the duties after your engagement party, bridal shower or when the wedding day is over is to acknowledge each and every gift with a handwritten note of appreciation.

Write your notes on white or pastel paper, simple yet classy enough to voice your thanks.

Match them to your overall theme, if you choose customized invitations.

To help you keep a record of your gifts received, keep a book on hand from the time you start receiving engagement gifts. Allow space for the giver, the item received and a description of the gift and the date a thank you was sent.

The easiest method is to combine your invitation list and your gift list on the same page; this way addresses will be readily available as well.

Ideally, you should write each note as the gift arrives, so that you won't get behind. Regardless, all thank you notes must be sent within three to six months after your wedding.

In circumstances where a prompt note is impossible (such as a large wedding of over 200 guests), a printed acknowledgment is acceptable, but always followed by a handwritten note of thanks.

In 2020, it is perfectly acceptable for you and your spouse to share the task of writing the notes together.

As always, mention the specific gift, whether it be an item or a cheque in an envelope. Be warm and appreciative and show how much it meant to you both and perhaps how you intend to use the present received.

wedding stationery checklist

pre-wedding

- ☐ Engagement Announcements
- ☐ Engagement Party Invitations
- ☐ Save the Date
- ☐ Bridal Shower Invitation
- ☐ Bachelorette Party Invitation
- ☐ Bachelor Party Invitation
- ☐ Rehearsal Dinner Invitation

invitation suite

- ☐ Invitations
- ☐ Outer Envelope
- ☐ Response Cards
- ☐ Inner Envelope
- ☐ Belly Band
- ☐ Return Envelope
- ☐ Gift Registry / Wishing Well Cards
- ☐ Directions Cards
- ☐ Accommodation Cards
- ☐ Weekend Activity Schedule

- ☐ Local Area Information
- ☐ Ceremony Invitations
- ☐ Day-after Brunch / Lunch Invitations

day-of stationery

- ☐ Programs
- ☐ Signs
- ☐ Seating Chart
- ☐ Escort Cards
- ☐ Place Cards
- ☐ Table Numbers
- ☐ Favour Tags
- ☐ Menus
- ☐ Coasters
- ☐ Napkins

post-wedding

- ☐ Thank You Notes
- ☐ Change of Name / Address Cards
- ☐ Marriage Announcements
- ☐ Personalized Stationery

anniversary gifts

As you continue to learn all the exciting nuances about your new spouse, soon the two of you will be celebrating your first anniversary. You may wish to dine at the restaurant or hotel where you held your reception, or you may take this time to have a second honeymoon. Many couples have frozen the top layer of their cake and now is the time to thaw it. Better still; have your wedding cake top recreated so that it is fresh. The groom might consider hiring a limousine or carriage to take his spouse on their anniversary outing. In later years, perhaps at 5 and again at 10, you could renew your vows in a meaningful ceremony with a smaller reception. Below is a list of both traditional and contemporary gifts you could share:

<i>year</i>	<i>traditional</i>	<i>contemporary</i>
1 st :	Paper	Clocks
2 nd :	Cotton	China
3 rd :	Leather	Crystal
4 th :	Fruit	Appliances
5 th :	Wood	Silverware
6 th :	Iron	Wood
7 th :	Copper	Desk Set
8 th :	Bronze	Linen
9 th :	Pottery	Leather
10 th :	Aluminum	Diamond Jewellery
11 th :	Steel	Fashion Jewellery
12 th :	Silk	Pearls
13 th :	Lace	Textiles
14 th :	Ivory	Gold Jewellery
15 th :	Crystal	Watches
20 th :	China	Platinum
25 th :	Silver	Silver
30 th :	Pearl	Diamond
35 th :	Coral	Jade
40 th :	Ruby	Ruby
45 th :	Sapphire	Sapphire
50 th :	Gold	Gold
55 th :	Emerald	Emerald
75 th :	Diamond	Diamond

From I Will to I Do...

Custom,
One-of-a-kind,
Wedding
and Special
Event
Invitations

Gianna Romano
519-965-4272
romano_500@hotmail.com
FB: La Dolce Vita designs

Contact me for your consultation

Chalder Studio Photography & Gardens

Custom Invitations & Embroidery

By Appointment Only
519•566•2579
signaturepaperdesigns.ca

BRINGING *your*
VISION TO LIFE



Allure
EVENTS

519-991-2329

 ALLURE-EVENTS

*If I had a flower for every
time I thought of you,
I could walk through my
garden forever.*
~ Alfred Lord Tennyson



*Make Your Day a
Fairy Tale*

From your engagement to your wedding reception, we offer breathtaking decor and floral bouquets from simple to bold. We create the day of your dreams.

Roses & Petals

226-347-3858 rosesandpetals.ca
amilaperera77@gmail.com



I Promise, I Swear, I Vow

The next time I have the urge to speak negatively or rudely to you, I'll swallow and be silent. Loving you doesn't give me license for rudeness.

If I can't be generous and supportive, I'll at least try not to stand in your way. Loving you means wanting to grow.

I won't put my problems onto you. You have enough problems, I'm certain, and you don't need mine. My love should simplify your life, not complicate it.

I don't always have to be right, I can accept the fact that you are right as often as I am. Loving is sharing with each other. If I already know I'm right, I'll never profit from your insight.

I don't always have to be running the show. Loving is an ebb and flow. Sometimes I'll need to give in. At other times, I'll need to take control.

I don't have to be perfect, nor do you. Love is a celebration for our humanness, not our perfection.

I can give up wanting to change you. If I want you in my life, the best thing for both of us is for me to accept you as you are. After all, love is moving forward together in mutual growth.

I don't need to place blame. Since I'm an adult who makes decisions based on personal experience, there is no one to blame for a poor decision except myself. Love puts the responsibility where it belongs.

I can give up expectations. To wish is one thing, to expect is another. One brings hope, the other can bring pain. Love is free of expectations.

To love is the great of human experiences and sooner or later we all realize that without it life is empty and meaningless. Love is always worth the effort, even if it brings confusion, uncertainty and pain in the process. A loving relationship should be a celebration of its own. Let's use this special day as a reminder of that, and continue celebrating throughout the year.

*The first bond of society is
marriage. ~
De Officiis Cicero 298 BC*

Crystálové

LUXURY DESIGNS



Luxury Events

PHONE 519.980.7917

BY APPOINTMENT ONLY

TIMJHUGHES@ZOH0.COM

 @CRYSTALOVEEVENTS

 @CRYSTALOVE_DESIGNS

 CRYSTALLOVELUXURYDESIGNS





Add a little living to your wedding celebration

Before you say “I Do,” share your joy with others. A donation to VON Erie St. Clair is the perfect alternative to wedding and shower favours, and gift-giving. Your gift stays in your community, helping those who need it most.

For more information:

VON Erie St. Clair, 4520 Rhodes Drive, Ste 400

519-254-4866 ext. 6220 • melissa.landry@von.ca • voneriestclair.ca



giving BACK

This special time in an engaged couples' lives is certainly something they want to share with all their loved ones. However, some couples choose their wedding day as a way to leave a lasting legacy for those in need or those couples that just feel the need to reach out and help others; a charity component to their gift registry is a natural way to incorporate philanthropic interests into today's weddings. In fact, this type of registry is appealing to a record number of brides and grooms.

Many of the registries at larger department and specialty stores will now allow couples that register with them to designate a charity (or in some cases, more than one charity), where a percentage of the total of the gifts that are purchased on their behalf will be donated. The thought for some couples as they receive beautiful kitchen appliances, a portion of the value of those gifts are being donated to help feed those in poverty is a powerful thing.

For couples that want all the generosity of their friends and families to directly reach others, there are charitable foundations that can be named as

beneficiaries of their registry, either directly to the charity, or through online foundations that represent a number of charities. For couples that have lost close family members to cancer, setting up a registry that sends their financial gifts to cancer research is a way of including the memory of their loved ones into their wedding day.

There may be a special need that a couple may fill through setting up their own charitable foundation. They may have something very personal in mind, such as a scholarship fund for their alma mater or helping out a family of a lost firefighter or police officer in their community. In order to do this properly, they will need to work with a lawyer with the expertise to create the correct legal and financial entity to be able to accept donations.

Whether the help to be focused locally, nationally, or globally, this non-traditional type of registry is likely to become more prevalent in future wedding traditions as brides and grooms share their social consciousness with their invited guests.

wedding favours & BOMBONIERE

The presenting of a wedding token is an adaptation of a 16th Century French custom that was reserved for nobles and kings.

The objects were originally of great value; gold, enamel, precious stones, ivory, mother-of-pearl or porcelain. When introduced into other European courts, handmade lace, hand blown glass and sugar coated candy were often substituted.

Today, chocolates or chocolate truffles are sometimes substituted, but more and more, you will see unique and interesting ideas at each table setting at the reception. Hot sauces, hand-milled soaps, hand-poured candles, roasted coffee beans and lottery tickets are, but some of the great ideas we have seen in the last number of years.

The favour itself is beautifully wrapped and tied with a ribbon. Personalized with the couple's name or initials, and wedding date, guest mementos add a charming touch to the festivities and make your wedding even more memorable for those attending.

EST



2012

WINDSOR

TEA EMPORIUM

OVER 80 PREMIUM
LOOSE LEAF TEAS AND
ACCESSORIES AT
AFFORDABLE PRICING.

PERFECT FOR
BRIDAL SHOWER &
WEDDING FAVOURS.

ICED TEA SERVICE AND
HIGH TEA SHOWERS!



1284 OTTAWA STREET • 519-915-7144

WINDSORTEAEMPORIUM.COM

INFO@WINDSORTEAEMPORIUM.COM

*"A great marriage is not when the
'perfect couple' comes together. It is
when an imperfect couple learns to
enjoy their differences."*

– Dave Meurer



AM800CKLW.COM

LOCAL NEWS FIRST



did you know?

All brides stand to the left. There used to be a good reason for the bride to take her place at the altar at the left-hand of the bridegroom and, on the way out of the church, to be on his left arm. This custom is not just a meaningless matter of etiquette. It enabled the groom to keep his right hand (and sword) free to defend his bride and himself from attack and capture by jealous rivals.

Bridal Photos: The first photograph of a bride was made in 1854 by a pair of "daguerreotypists" named Southworth and Hawes.

Here's to your good health! Marriage is good for men, according to the American Council of Life Insurance. Their statistics show that husbands are healthier, wealthier and more industrious than bachelors.

The June Full Moon: Ancient Romans felt the full moon in June to be the perfect time for marrying. Although we have been influenced for centuries by this idea, statistics show that more weddings are occurring in August and into the fall months.

Rice: In the East, rice means "May you always have a full pantry." The shower of rice is a wish for fertility and, a life of plenty.

The Trousseau: From the word "trousse"— meaning bundle, a bundle of goods the bride brought to her new home.

The Wedding Ring: Maximillian of Austria's engagement to Mary of Burgundy was the first reported diamond engagement ring. They were married August 17, 1477.

Wedding Flowers: They are symbols of love and romance. Herbs represent fertility and fidelity. Ivy, which is used to trim the bouquet, represents solid love.

The Bridal Garter: In 14th century France, it was considered a token of good luck. To stop the wedding guests from wanting this item, a clever bride substituted her bouquet. Today, it should be thrown with eyes closed.

The Bridal Veil: The veil originated as a symbol of youth and virginity. Today, the lifting of the veil, for the first kiss, is symbolic of the removal of the last barrier between herself and her spouse-to-be.

The Wedding Cake: It was the custom in England that the wedding cake consist of small piles of cake, over which the married couple kissed. If the pile didn't topple, they were assured good luck. A Frenchman seeing this in England decided it would be easier to ice all of the little cakes into a large one- providing good luck always.

your guests

your guests

*Dance till the stars come down
from the rafters. Dance,
Dance, Dance till you drop.*

~ W. H. Auden



*W*edding favours can express an array of emotions: a beautiful box filled with satiny chocolate, a CD to remember the night's music, or a beautiful frame to serve as a place card. What better gift for your guest to receive than an expression of your thanks with style.



Welcome to the TownePlace Suites® Downtown Windsor!

This beautiful hotel is perfectly suited for your out-of-town guests here to help you celebrate your wedding day! Your guests can relax and feel right at home in our spacious Studio or One Bedroom Suites offering full kitchens. A complimentary hot breakfast, fitness room with state-of-the-art equipment and a lovely outdoor patio welcome all our guests. Congratulations on your upcoming wedding and we look forward to being a part of the memories!



250 Dougall Avenue, Windsor, N9A 7C6
519-977-9707
marriott.com/yqgts
tpswindsorgsm@gmail.com

out-of-town GUESTS

Take a few minutes to think about those special people in your life who will travel from far away to be with you on your wedding day. You will want to make their stay an enjoyable as well as a memorable experience.

Most out-of-town guests would prefer not to impose on those involved in the hectic wedding schedule. Make this easy for them by negotiating a group rate with a local hotel, inn or student residence. Many hotels give discounts for groups of 10 or more guest rooms. First, let the hotel know approximately how many rooms your guests will require. Then, have a relative or a member of the wedding party coordinate the individual reservations. Many brides choose to send a letter to their out-of-town guests with the hotel's special room rate and reservation number so that each guest can arrange their own reservations. Be sure to inform your guests that they need to contact the hotel at least two weeks prior to the wedding. By doing so, any rooms that are not booked can be



released and you will not be held accountable for them.

Remember, hotel accommodations are a special service you can provide for your out-of-town guests. While allowing your guests the privacy of their own room, hotels also enable them to spend time with other guests from out-of-town and to easily coordinate transportation to your wedding and parties.

In addition, the hotel concierge can arrange tours, shopping or most anything else your guests would enjoy while visiting the city of your wedding. This service lets your guests continue to enjoy their stay while you are off on your honeymoon.

For more information about Windsor/Essex County, see Links – **theweddingguide.ca**.

Your Vision. Your Style. Your Way!



Leamington Hotel & Conference Centre

The Best Western Plus® Hotel and Conference Centre will make your Wedding Day Dreams come true!

533 Bevel Line Road, Leamington, Ontario N8H 3V4 • 519-326-8646
bestwesternleamington.com • carolyn@sunraygroup.ca



Welcome to the new Four Points by Sheraton Downtown Windsor!
Ideal for your wedding accommodations and small intimate receptions.

Offering stylish, well-appointed guest rooms with new "Comfort Beds," 49" flat-screen TVs, delightful coffee you can make in your room, free bottled spring water, wonderful bath amenities, spacious sitting area, complimentary WiFi throughout the hotel, free local calls, indoor heated pool and fitness centre, and a new full service on-site restaurant. The exclusive Four Points by Sheraton is here to provide your wedding guests an enhanced level of comfort and relaxation with exceptional service. We look forward to welcoming everyone to our new hotel.

FOUR POINTS
BY SHERATON

430 Ouellette Avenue, Windsor, ON N9A 1B2
519-256-4656 • fourpoints.com/windsordowntown



DOUBLE TREE BY HILTON®, OPENING SOON IN DOWNTOWN WINDSOR



At DoubleTree, we vow to provide the utmost in service and amenities to both prospective couples and wedding planners. From securing a block of guest rooms or a hotel wedding venue, to designing a stylish wedding reception, we're at your service. Overlooking the Detroit Skyline, at the DoubleTree by Hilton, contemporary and approachable elegance complement carefully considered amenities. We endeavor to elevate your wedding experience through attentive and sincere service. What's more, every guest staying at our hotel will be treated to DoubleTree's signature warm chocolate chip cookie.

333 RIVERSIDE DRIVE, WEST, WINDSOR • 519-977-9777

list of things to do:

"Where we love is home, Home that our feet may leave but not our hearts."

Oliver Wendall Holmes

[illegible]



Modern Formula Blue™ Smart Design for Smart Travelers.

Express Start™ Breakfast & Wifi.

Mini-fridge and microwave in all rooms.

Indoor heated pool.

24-hour fitness and business centres.

Book your bridal shower here.

Stunning views of Detroit River and Skyline.

Easy walk to casino, Adventure Bay Family Waterpark, and downtown restaurants.



Holiday Inn Express Windsor Waterfront

33 Riverside Drive, East, Windsor
519-258-7774
hiexpress.com/windsorwfon



Waterfront Hotel
Windsor, Ontario



Exceptional amenities and stunning water views are just a part of what makes the Best Western Plus a top hotel in downtown Windsor.

Perfectly situated overlooking the Detroit skyline, all 308 of our rooms offer a view of the water, impeccable customer service, exceptional breakfast buffet and comfortable accommodation.

Inquire about our bride and groom upgrade.

277 Riverside Drive, West, Windsor, 1-877-973-STAY (7829) 519-973-5555

windsor-hotel.ca | sales@windsor-hotel.ca  

IT'S A MATTER OF VIEW!



Whether you're purchasing your first home or need mortgage advice, call me for the best rates.

Melita Iliev, Mortgage Agent LIC # M19000987
CELL 519-551-7803 | TEL. 519-974-9393 | FAX 519-945-3440
melita.iliev@migroup.ca | mortgagewithmi.com

Whether you are
planning your wedding
or sharing the day with
friends and family



you'll want
a good
Internet connection

MNSi
INTERNET

www.mnsi.net

519-258-2333



Leave the work to us!



Quality Customized Pool Maintenance, Hot Tub Maintenance,
Cleaning, Green Clean, Pool Sitting, and Pool School

519-796-7665 • thepoolmaid.ca

Jodi Brewin Owner

your home sweet home

You've made the decision to tie the knot, and with it comes the opportunity to purchase or upgrade to a new residence.

This will most likely be the largest financial commitment you will make as a couple. And you'll want to approach this big decision with as much assistance and knowledge as possible.

Fortunately, you won't have to spend hours becoming an expert. Realtors and mortgage experts will work to help you determine what kind of home will comfortably fit your budget and the lifestyle you live. They will search out prospective areas and residences that will suit you best.

Your home is an investment and will be an important factor in building a solid financial future. With each payment you are building equity.

Talk with a qualified real estate professional, mortgage consultant and financial planner to advise you as to how large a budget you can realistically afford. Getting pre-approved for a mortgage will provide more leverage when it comes to making an offer.

Are you looking for a home with an indoor, outdoor or above-ground pool? Is a hot tub something that you've always wanted? These are added luxuries, but sharing your 'wants' with your agent will help them find that perfect place to call your home.

Learn as much as you can about prospective neighbourhoods. What is it like at night? Is the neighbourhood well kept? What is the noise level?

Is there internet services readily available? Learn as much as you possibly can about your future home, as it is an investment in your future.

Whether your new home is wood, stucco or brick, a condominium or single dwelling home, one thing is certain; it is a symbol of your commitment to one another and a perfect way to begin building your financial foundation for the future. Congratulations to you both as you lay down roots in a neighbourhood that suits you best!



Whether you are tying the knot or planning your family reunion, Comfort Inn® South Windsor works hard to help you feel refreshed so you can be ready for your big day. After all, you've got people to see and dancing to do!

- Wake up refreshed, thanks to premium bedding with soft, firm pillows.
- Fuel your day with hearty and healthy breakfast choices.
- Stay connected with fast and free WiFi.
- Free parking and easy access to Windsor's Banquet Halls and major expressways.



2955 Dougall Avenue, Windsor | 519-966-7800
gmcisw318@wbszhldholdings.ca

wedding guests TELL ALL

Every wedding couple wants their guests to have a wonderful time at their wedding. After all, a wedding is a happy occasion and in most cases means a terrific party! Like most parties, however, some weddings are more enjoyable than others. Some tips to keep in mind when planning your reception courtesy of veteran wedding guests.

- ♡ Serve an entrée most people like, or at least recognize. Guests often enjoy trying something new, but most prefer exotic or unusual dishes to be served as part of the appetizers rather than the main course.
- ♡ Remember your single guests. Single guests often feel panic, when receiving an invitation addressed to "Jane Smith and Date." Find out in advance of sending the invitations to both. If you are unsure, address the invitation to the guest only. You can follow up with a phone call to let them know they are welcome to bring a date, if they like.
- ♡ Don't play loud music throughout the reception. Guests find it extremely frustrating to try and talk over loud music. Keep music at a low, background level during the meal so guests, can converse. You can always turn the volume up when its time to dance.
- ♡ Relax and enjoy yourselves. Guests generally have a better time if you are having a good time. Accept the fact that once the reception has begun, it's too late to worry about what might or might not happen. Everyone who has ever been to a wedding will attest to the fact that the more fun the bridal couple is having, the more fun everyone will have.

your planning checklists

your planning checklists

*Create a definite plan for
carrying out your desire and begin
at once, whether you are ready or
not, to put this plan into action.*
~ Napoleon Hill



The steps you take now in the earliest moments of your planning will make a world of difference in the kind of wedding day you ultimately experience. In this all-important time, you will discover the importance of date selection, budgeting and the professionals that can assist you.

pre-ceremony TIMELINE

Below is a typical pre-ceremony timeline. Write in the times when each will happen on your day. Give a copy to all participants and highlight what times and where they need to be.

Bring to ceremony: ☐ Marriage licence ☐ Rings

Time	Description
	Breakfast
	Hair stylist
	Make-up artist
	Maid of Honour & bridesmaids arrive
	Dress for pictures
	Photographer and Videographer arrive
	Pre-wedding photo session
	Limousine/transportation arrives
	Leave for ceremony
	Florist arrives to decorate site
	Soloists and musicians arrive
	Ushers arrive to seat guests (arrive 30 minutes prior to ceremony)
	Groom and best man arrive
	Give officiant marriage license & fee
	Flower girl/Ring bearer arrive at ceremony site
	Ushers hand out wedding programs as guests arrive
	Bridal party arrives
	Bride and father arrive (if all don't come together)
	Prelude begins
	Honoured guests are seated
	Parents of groom are seated
	Mother of the bride is seated (after last guest has been seated)
	Attendants line up for processional
	Bride's father takes his place next to bride
	Aisle runner is rolled down aisle
	Officiant, groom, and groomsmen enter from:
	Processional music begins

reception

TIMELINE

Below is a typical pre-reception/timeline. Write in the times when each will happen on your day as well as who is responsible. Give a copy to all participants and highlight times and places they need to be.

Time	Description
	Move guest book and gifts to reception site
	Ceremony music ends
	Take formal ceremony pictures
	Move flowers/decorations to reception site
	Limousine picks up bride and groom at ceremony site
	Take additional pictures
	Cocktail hour begins
	Bride and groom arrive at reception site
	Band/DJ announce Bride and Groom and wedding party
	Meal is served
	Meal is blessed
	Band/DJ announces champagne will be served for toasts
	Toast by Best Man
	First Dance
	Cake-cutting ceremony
	Transport gifts from reception to:
	Transport rental items that need to be returned to:
	Limousine picks up bride and groom at reception site
	Videographer leaves
	Photographer leaves
	Wedding Consultant leaves
	Band/DJ stops playing
	Rental supplier picks up supplies at ceremony/reception sies

your style gallery

your style gallery

*"Create your own visual style...
let it be unique for yourself and
yet identifiable for others."*

~Orson Weller



Chalot Studio Photography & Gardens

Fashion knows no name, no colour, no gender. It doesn't exist only on the runways of Paris and Milan. It is as abundant as air, being everywhere you look. It's been with you every step of the way, ever since you've walked this earth. It's there when you're asleep, and when you're awake.

The prevailing style or custom in dress or behavior: personal style is key.

Always remember inspiration, not imitation, is key in creating your own style. Copying someone else's style usually does not turn out positive. That's why we have our own tastes. Nothing is better suited for you than your own style.

your flowers



Chalet Studio Photography & Gardens



Chalet Studio Photography & Gardens



Trevor Booth Photography




John Lyons Photography



John Lyons Photography



Trevor Booth Photography



Chalet Studio Photography & Gardens



John Lyons Photography

your dress



Trevor Booth Photography



Chalet Studio Photography & Gardens



John Lyons Photography

John Lyons Photography



Trevor Booth Photography



Chalet Studio Photography & Gardens

your reception



Chalet Studio Photography & Gardens



John Lyons Photography



Chalet Studio Photography & Gardens



John Lyons Photography



Trevor Booth Photography




Trevor Booth Photography



Trevor Booth Photography

your cake



important numbers/emails

NAME	PHONE / EMAIL
Reception Facility	
Church/Temple/Venue	
Clergy	
Bridal Salon	
Jeweller	
Caterer	
Florist	
Hall Decorating	
Photographer	
DJ/Band	
Videographer	
Singers	
Ceremony Musicians	
Coordinator	
Limousine/Carriage	
Rentals	
Wedding Cake	
Make-up Artist	
Hair Salon	
Tuxedos	
Other	

important numbers/emails

NAME

PHONE / EMAIL

[illegible]

who is IN CHARGE

Aisle runner

Gifts on table

Guest book table

Securing cards to gifts

Paying officiant

Transportation

Flowers

Videotaping

Photographer

Food

Distributing flowers to relatives

Cake cutting

Lighting of candles before ceremony

Transportation of gifts from reception

Announcing the couple

Reception décor (decorations)

Rings

Music

Limousine (other transportation)

Decoration on cars

Hotel room accommodations

Make-up

Bride's wedding gown

Groom's tuxedo

Bringing marriage license (to and from ceremony)

Cake toast

Toast for bride and groom

Recipe for a Successful Marriage

3 cups	Tenderness
1 cup	Commitment
1 cup	Consideration
1 cup	Courtesy
2 cups	Unselfish support
2 cups	Milk of human kindness
1 gallon	Faith in God and in each other

Add

2 cups	Praise
3 cups	Cooperation
1	Small pinch of in-laws
1	Realistic financial budget
3 Tbsp	Pure extract of "I am sorry"
1 cup	Contentment
2 cups	Open and honest communication
1 cup each:	

Confidence, Encouragement, Supportive friends, Blindness to each other's faults, Individual interests and hobbies

Mix in:

Several mutual activities and hobbies. Flavour with occasional tokens of your love and a dash of happy memories. Stir well and remove any specks of temper, jealousy, or criticism. Sweeten well with a generous portion of love and keep warm with steady flame of devotion. Never serve with a hot tongue or cold shoulder.



special THANK YOUS

The planning of your wedding is often lengthy, and the details numerous. There are always those special people who came through with help; your parents, your sister, your favourite aunt, or your future mother-in-law's best friend who hosted a bridal shower for you. These are the people you will want to do something special for.

For Mom and Dad, a night away at a bed-and-breakfast inn makes a special gift. Have a Thank You gift basket delivered to your sister the day after the wedding. Take Aunt Jenny to lunch

after you return from your honeymoon. A bouquet or plant, hand delivered to your mother-in-law's best friend would be especially thoughtful.

Some other special Thank Yous could include wallet size wedding photos tucked into your gift Thank Yous or a copy of your videotape to those in the wedding.

The Thank You note is a must. It is the thoughtful gesture that will always be remembered.

planning calendar

Pace your planning by focusing on “what needs to be done this month”. You won’t be worried—or overwhelmed

Month/Year

Month/Year

Month/Year

Month/Year

Month/Year

Month/Year

planning calendar

Pace your planning by focusing on “what needs to be done this month”. You won’t be worried—or overwhelmed

Month/Year

Month/Year

Month/Year

Month/Year

Month/Year

Month/Year

This image shows a single sheet of white paper with horizontal ruling lines. The lines are evenly spaced and run across the width of the page. There are no margins, text, or other markings on the paper.

This image shows a single sheet of white paper with horizontal ruling lines. The lines are evenly spaced and run across the width of the page. There are no margins, text, or other markings on the paper.

This image shows a full page of blank, lined paper. It features approximately 20 horizontal blue or grey lines spaced evenly apart, typical of notebook paper. The lines extend across the entire width of the page, leaving small margins at the top and bottom. There are no vertical lines, text, or other markings on the page.

wedding TOASTS

Toasts come to us from a 17th Century custom. Pieces of toasted bread or croutons were placed in the bottom of the glass to provide nourishment for the bride and groom. Toasts are an important part of the cherished memories from the reception and are usually presented with both dignity and with a little humour.

Either the best man starts the toasts by standing and tapping his glass or the Master of Ceremony announces the toast. The best man usually tells a short story of how the couple first met or a humorous tasteful anecdote about the groom and the bride. He then makes a wish for their happiness and everyone (except the bride and groom) raises their glasses and toasts the couple.

Toasts may then follow his toast from the bride's honour attendant and then the bride and groom's

parents. The couple then follows with special toasts to their parents, to their attendants and finally to each other, usually with the groom speaking first. They may then intertwine their arms and drink from their toasting glasses or goblets.



The amount of champagne needed for the toast is calculated as follows: A 26 oz. (magnum) of champagne will serve approximately 8 glasses. So for 100 guests, you will need a case of 12 per toast. Some toasts heard around the world are:

- ▼ French: *Salut*
- ▼ Hispanic: *Salud, Dinero y Amor*
- ▼ British: *Cheers*
- ▼ Italian: *A la Salute*
- ▼ Hebrew: *L'Chayim*
- ▼ Chinese: *Nien Mien Ju E*
- ▼ Scottish: *Lang May Your Lum Reek*

marriage quotes

"The best proof of love is trust."
Dr. Joyce Brothers

"When someone loves you, all you're saved up wishes start coming true."
Elizabeth Bowen 1899-1973

"Love is the only game that is not called on account of darkness."
Anonymous

"Between whom there is a hearty truth there is love."
Henry David Thoreau 1817-1862

"To get the full value of joy, you must have someone to divide it with."
Mark Twain

"The first bond of society is marriage."
DeOfficious 29BC

"Where there is great love, there are always miracles."
Willa Cather



your wedding professionals

your wedding
professionals

*"Good plans shape good
decisions, good planning helps
make the elusive dreams
come true."*

~Lester R Bittel



*T*his is a memorable time for you both, planning and sharing the first of many married years of decision-making together.

your wedding PROFESSIONALS

Accessories/Jewellery, Tiaras, Headpieces

The Fitting Room Bridal Alterations & More Inc.

Tel: 519-915-0299
E-mail: efittingroomalterations@aol.com
Website: bit.ly/2P5Bw9z

Accessories/Men

The Suit Shop Co. Ltd.

Tel: 519-903-1300
E-mail: laz@thesuitshopco.com
Website: thesuitshopco.com

Accommodations

Best Western Plus® Waterfront Hotel

Tel: 519-973-4260
E-mail: sales@windsor-hotel.ca
Website: windsor-hotel.ca

Best Western Plus® Leamington Hotel & Conference Centre

Tel: 519-326-8646 ext.512
E-mail: amy.willms@sunraygroup.ca
Website: bestwesternleamington.com

Caesars Windsor

Tel: 519-985-2815
Tel: 1-877-223-7702
E-mail: sales@caesarswindsor.com
Website: caesarswindsor.com

Comfort Inn South Windsor

Tel: 519-966-7800
E-mail: gmcisw318@wbszholdings.ca
Website: choicehotels.com/cn318

Double Tree by Hilton®

Tel: 519-973-4260
E-mail: sales@windsor-hotels.ca

Four Points by Sheraton Downtown Windsor

Tel: 519-256-4656 (ext. 5129)
E-mail: jordan.beaumier@sunraygroup.ca
Website: fourpoints.com/windsordowntown

Holiday Inn & Suites, Ambassador Bridge

Tel: 519-966-1200
Direct: 519-966-3274
E-mail: kim.mcdonald@whg.com
Website: his-windsor.com

Holiday Inn Express Windsor Waterfront

Tel: 519-258-7774
E-mail: sales@windsor-downtown.com
Website: hiexpress.com/windsorwfon

TownePlace Suites by Marriott®

Tel: 519-977-9707 ext. 7017
E-mail: paula@sunraygroup.ca
Website: marriott.com/yqgts

Accupuncture

Victoria Chiropractic and Rehabilitation

Tel: 519-995-5079
E-mail: drkatie@victoriachirowindsor.com
Website: victoriachirowindsor.com

Afternoon Tea/Bridal Showers

Windsor Tea Emporium

Tel: 519-915-7144
E-mail: info@windsorteaemporium.com
Website: windsorteaemporium.com

Alterations

The Fitting Room Bridal Alterations & More Inc.

Tel: 519-915-0299
E-mail: thefittingroomalterations@aol.com
Website: bit.ly/2P5Bw9z

Alterations/Suits/Tuxedos

The Fitting Room Bridal Alterations & More Inc.

Tel: 519-915-0299
E-mail: thefittingroomalterations@aol.com
Website: bit.ly/2P5Bw9z

Appraisals/Jewellery

G & G Jewellery & Coins

Tel: 519-256-0712
E-mail: info@coinsandjewellery.com
Website: gandgjewellery.com

Aromatherapy/Custom Blends

Weiser Essentials, dōTERRA Wellness Advocate

Tel: 519-996-6683
E-mail: joanna@weiseressentials.com
Website: weiseressentials.com

Artist/Fine Portraits

Asaph Maurer Original Art & Portraits

Tel: 226-260-9495
E-mail: asaphmaurer@gmail.com
Website: asaphmaurer.com

Attendant's Services/Hair

Hair by Erin Hawkins, On location Mobile Services

Tel: 519-562-7371
E-mail: hawkerin@gmail.com
Website: facebook.com/stylisthawkerin

Attendants' Gifts

G & G Jewellery & Coins

Tel: 519-256-0712
E-mail: info@coinsandjewellery.com
Website: gandgjewellery.com

Pelee Island Winery

Tel: 519-733-6551
Tel: 1-800-59PELEE
E-mail: events@peleeisland.com
Website: peleeisland.com

Windsor Tea Emporium

Tel: 519-915-7144
E-mail: info@windsorteaemporium.com
Website: windsorteaemporium.com

Attire/Men's Wear

The Suit Shop Co. Ltd.

Tel: 519-903-1300
E-mail: laz@thesuitshopco.com
Website: thesuitshopco.com

Baby Naming

White Rose Ceremonies by Reverend Karen Smallwood

Tel: 519-977-2065
E-mail: revkarensallwood@gmail.com
Website: whiteroseceremonies.ca

Bachelor/Bachelorette Party

Mark Lefebvre
Performing Artist & Art\$Fortune Booth
Tel: 519-903-4751
E-mail: marklefebvre55@gmail.com

Bachelorette Parties

Vertika Pole Fitness Studio
Tel: 519-566-3489
E-mail: info@vertikapolefitness.com
Website: vertikapolefitness.com

Bakery

Blak's Bakery
Tel: 519-253-4344
E-mail: blaks@live.ca
Website: facebook.com/blaksbakery

Banquet & Reception Facilities

**Best Western Plus®
Leamington Hotel & Conference Centre**
Tel: 519-326-8646 ext.512
E-mail: amy.willms@sunraygroup.ca
Website: bestwesternleamington.com

Caesars Windsor
Tel: 519-985-2815
Tel: 1-877-223-7702
E-mail: sales@caesarswindsor.com
Website: caesarswindsor.com

**Holiday Inn & Suites,
Ambassador Bridge**
Tel: 519-966-1200
E-mail: kim.mcdonald@whg.com
Website: his-windsor.com

Other Place Catering and Reception Centre
Tel: 519-969-6011
E-mail: darrenrinca@otherplacecatering.com
Website: otherplacecatering.com

Pelee Island Winery
Tel: 519-733-6551
Tel: 1-800-59PELEE
E-mail: events@peleeisland.com
Website: peleeisland.com

Serbian Centre
Tel: 519-944-4884
E-mail: management@serbiancentre.com
Website: serbiancentre.com

Bath/Body Care

Arbonne
Tel: 1-647-654-7269
E-mail: samanthahope@gmail.com
Website: samanthahope.arbonne.com

Bath/Body Products/ Natural

Windsor Tea Emporium
Tel: 519-915-7144
E-mail: info@windsorteaemporium.com
Website: windsorteaemporium.com

Beverage Service/Alcohol

Pelee Island Winery
Tel: 519-733-6551
Tel: 1-800-59PELEE
E-mail: events@peleeisland.com
Website: peleeisland.com

Birthday Parties

Humbly Sweet Windsor
Tel: 519-551-2809
E-mail: info.humblysweet@gmail.com
Website: facebook.com/humblysweetwindsor

Body Care Products

**Jennifer Lang – Beauty
– Health – Nutrition –
Wellness**
Tel: 519-995-1961
E-mail: jenn@jennlang.com
Website: jennlang.com

Body Waxing Ladies/Men

Lash On, Wax Off
Tel: 226-961-LOWO (5696)
E-mail: Contactus@lashonwaxoff.ca
Website: lashonwaxoff.ca

Bridal Boot Camp

Vertika Pole Fitness Studio
Tel: 519-566-3489
E-mail: info@vertikapolefitness.com
Website: vertikapolefitness.com

Bridal Gown Cleaning & Preservation

Lazares & Co.
Tel: 519-253-2418
Tel: 1-888-520-2737
Website: lazares.com

Bridal Registries

Williams Food Equipment
Tel: 519-969-1919
E-mail: joel@williamsfoodequipment.com
Website: williamsfoodequipment.com

Bridal Shops

Bella Bridal
816 Erie Street East, Windsor
Tel: 226-246-2664
E-mail: bellabridal@live.ca
Website: bellabridalwindsor.com

Bridal Couture
1695 Manning Road,
East Pointe Trails Plaza, Tecumseh
Tel: 519-979-1500
E-mail: bridalcouture@hotmail.com
Website: bridalcouture.ca

**Here Comes the Bride
Bridal Boutique**
33 Talbot Street East, Leamington
Tel: 519-326-4121
E-mail: sales@herecomesthebrides.ca
Website: herecomesthebrides.ca

His & Hers Wear & Bridal
828 Ottawa Street, Windsor
Tel: 519-977-0478
E-mail: nelly_semaan@yahoo.com
Website: hisandhersbridal.com

It's Your Day Bridal Boutique
1661 Front Road, Unit 4, LaSalle
Tel: 519-978-5003
E-mail: info@itsyourday.ca
Website: itsyourday.ca

Sophie's Gown Shoppe
1476 Tecumseh Road East,
Windsor
Tel: 519-974-3681
Website: sophiesgownshoppe.com

Bridal Shows

The Wedding Odyssey Bridal Show/ Bridal and Event Expo

Tel: 519-978-9477
E-mail: weddingodyssey@yahoo.com
Website: weddingodyssey.ca

Bridesmaid Luncheon

Nola's A Taste of New Orleans

Tel: 519-253-1234
E-mail: info@nolaswindsor.com
Website: nolaswindsor.com

Bridesmaids'/Custom Designed Dresses

The Fitting Room Bridal Alterations & More Inc.

Tel: 519-915-0299
E-mail: thefittingroomalterations@aol.com
Website: bit.ly/2P5BW9z

Bug Control

Mosquitoman- Mosquito Management Services

Tel: 519-970-9136
E-mail: windsor@mosquitoman.ca
Website: mosquitoman.ca

Business Attire/Men's

The Suit Shop Co. Ltd.

Tel: 519-903-1300
E-mail: laz@thesuitshopco.com
Website: thesuitshopco.com

Cakes & Sweets

Humbly Sweet Windsor

Tel: 519-551-2809
E-mail: info.humblysweet@gmail.com
Website: www.facebook.com/
humblysweetwindsor

Cakes & Sweets Tables

Blak's Bakery

Tel: 519-253-4344
E-mail: blaks@live.ca
Website: facebook.com/blaksbakery

Kristy's Custom Cakes

Tel: 519-818-4143
E-mail: KristysCustomCakes1@gmail.com
Website: kristyscustomcakes.com

Casinos

Caesars Windsor

Tel: 519-985-2815
Tel: 1-877-223-7702
E-mail: sales@caesarswindsor.com
Website: caesarswindsor.com

Caterers

Chlorophyll Catering, Specializing in Vegan Cuisine

Tel: 519-999-3237
E-mail: ace1976@gmail.com
Website: chlorophyllvegan.com

Mezzo Ristorante & Lounge

Tel: 519-252-4055
E-mail: info@mezzo.ca
Website: mezzo.ca

Nola's A Taste of New Orleans

Tel: 519-253-1234
E-mail: info@nolaswindsor.com
Website: nolaswindsor.com

Other Place Catering and Reception Centre

Tel: 519-969-6011
E-mail: darrentrinca@otherplacecatering.com
Website: otherplacecatering.com

Catering/Vegan

Chlorophyll Catering, Specializing in Vegan Cuisine

Tel: 519-999-3237
E-mail: ace1976@gmail.com
Website: chlorophyllvegan.com

Chair Cover Rentals

Allure Events

Tel: 519-991-2329
E-mail: sandraveric@hotmail.com
Website: facebook.com/allureeventswindsor

Charitable Giving

VON Canada Southwest Ontario

Tel: 519-254-4866 ext. 6301
E-mail: melissa.landry@von.ca
Website: voneriestclair.ca

Chiropractic Services

Victoria Chiropractic and Rehabilitation

Tel: 519-995-5079
E-mail: drkatie@victoriachirowindsor.com
Website: victoriachirowindsor.com

Clothing/Active Wear

Vertika Pole Fitness Studio

Tel: 519-566-3489
E-mail: info@vertikapolefitness.com
Website: vertikapolefitness.com

Cookware/Kitchen Items

Williams Food Equipment

Tel: 519-969-1919
E-mail: joel@williamsfoodequipment.com
Website: williamsfoodequipment.com

Corporate/Special Event

Best Western Plus® Waterfront Hotel

Tel: 519-973-4260
E-mail: sales@windsor-hotel.ca
Website: windsor-hotel.ca

Best Western Plus® Leamington Hotel & Conference Centre

Tel: 519-326-8646 ext.512
E-mail: amy.willms@sunraygroup.ca
Website: bestwesternleamington.com

Blak's Bakery

Tel: 519-253-4344
E-mail: blaks@live.ca
Website: facebook.com/blaksbakery

Caesars Windsor

Tel: 519-985-2815
Tel: 1-877-223-7702
E-mail: sales@caesarswindsor.com
Website: caesarswindsor.com

Chlorophyll Catering, Specializing in Vegan Cuisine

Tel: 519-999-3237
E-mail: ace1976@gmail.com
Website: chlorophyllvegan.com

Comfort Inn South Windsor

Tel: 519-966-7800
E-mail: gmcisw318@wbszholdings.ca
Website: choicehotels.com/cn318

Corporate/Special Event (cont.)

Crystálové Luxury Designs

Tel: 519-980-7917

E-mail: timjhughes@zoho.com

Website: facebook.com/CrystalloveEvents

Designs By Diane

Tel: 519-974-9559

Cell: 519-816-9558

E-mail: design@mnsi.net

Website: designsbydiane.org

Double Tree by Hilton®

Tel: 519-973-4260

E-mail: sales@windsor-hotels.ca

Four Points by Sheraton Downtown Windsor

Tel: 519-256-4656 (ext. 5129)

E-mail: jordan.beaumier@sunraygroup.ca

Website: fourpoints.com/windsordowntown

Holiday Inn Express Windsor Waterfront

Tel: 519-258-7774

E-mail: sales@windsor-downtown.com

Website: hiexpress.com/windsorwfon

Humbly Sweet Windsor

Tel: 519-551-2809

E-mail: info.humblysweet@gmail.com

Website: www.facebook.com/humblysweetwindsor

Jolie Productions

Tel: 1-647-909-7507

E-mail: info@jolieproductions.com

Website: jolieproductions.com

Kristy's Custom Cakes

Tel: 519-818-4143

E-mail: KristysCustomCakes1@gmail.com

Website: kristyscustomcakes.com

La Dolce Vita designs

Tel: 519-965-4272

E-mail: romano_500@hotmail.com

Website: facebook.com/Ldvdesigns.ca

le papetier vert

Tel: 519-996-1964

E-mail: collette@lepapetiervert.com

Website: lepapetiervert.com

Liliana Ariza Photography

Tel: 226-340-6356

E-mail: hello@lilianaariza.com

Website: lilianaariza.com

Lisa Best, Beautiful Weddings by Me

Tel: 519-965-4218

E-mail: beautifulweddingsbyme@sympatico.ca

Website: beautifulweddingsbyme.com

Mark Lefebvre Performing Artist & Art\$Fortune Booth

Tel: 519-903-4751

E-mail: marklefebvre555@gmail.com

Mezzo Ristorante & Lounge

Tel: 519-252-4055

E-mail: info@mezzo.ca

Website: mezzo.ca

Milestone Studios Photography & Framing

Tel: 519-969-1114

E-mail: info@milestonestudios.ca

Website: milestonestudios.ca

Mosquitoman- Mosquito Management Services

Tel: 519-970-9136

E-mail: windsor@mosquitoman.ca

Website: mosquitoman.ca

Nola's A Taste of New Orleans

Tel: 519-253-1234

E-mail: info@nolaswindsor.com

Website: nolaswindsor.com

Other Place Catering and Reception Centre

Tel: 519-969-6011

E-mail: darrentrinca@otherplacecatering.com

Website: otherplacecatering.com

Party Time DJ & Lighting Services

Tel: 519-365-9854

E-mail: partytimedjservices@gmail.com

Website: partytimedjservices.ca

Roses & Petals

Tel: 226-347-3858

E-mail: amilaperera77@gmail.com

Website: rosesandpetals.ca

See You There Custom Invitations

Tel: 519-258-0185

E-mail: info@seeyouthere.ca

Website: seeyouthere.ca

Serbian Centre

Tel: 519-944-4884

E-mail: management@serbiancentre.com

Website: serbiancentre.com

Signature Paper Designs & Custom Embroidery

Tel: 519-566-2579

E-mail: signaturepaperdesigns@live.ca

Website: signaturepaperdesigns.ca

TownePlace Suites by Marriott®

Tel: 519-977-9707 ext. 7017

E-mail: paula@sunraygroup.ca

Website: marriott.com/yqgts

VON Canada Southwest Ontario

Tel: 519-254-4866 ext. 6301

E-mail: melissa.landry@von.ca

Website: voneriestclair.ca

Credit Unions

Motor City Community Credit Union - City Centre Branch

Tel: 519-252-0123

E-mail: beckyl@mcccu.com

Website: mcccu.com

Motor City Community Credit Union - Commercial Lending Centre

Tel: 519-977-6939

E-mail: beckyl@mcccu.com

Website: mcccu.com

Motor City Community Credit Union - Market Square Branch

Tel: 519-258-0021

E-mail: beckyl@mcccu.com

Website: mcccu.com

Motor City Community Credit Union - Tecumseh Road Branch

Tel: 519-944-7333

E-mail: beckyl@mcccu.com

Website: mcccu.com

Custom Design/Mothers' Gowns

The Fitting Room Bridal Alterations & More Inc.

Tel: 519-915-0299

E-mail: thefittingroomalterations@aol.com

Website: bit.ly/2PsBw9z

Custom Original Artwork

Asaph Maurer Original Art & Portraits

Tel: 226-260-9495
E-mail: asaphmaurer@gmail.com
Website: asaphmaurer.com

Dance/Fitness

Vertika Pole Fitness Studio

Tel: 519-566-3489
E-mail: info@vertikapolefitness.com
Website: vertikapolefitness.com

Day of Wedding/Planner

Lisa Best, Beautiful Weddings by Me

Tel: 519-965-4218
E-mail: beautifulweddingsbyme@sympatico.ca
Website: beautifulweddingsbyme.com

Decor Decorating/Luxury

Jolie Productions

Tel: 1-647-909-7507
E-mail: info@jolieproductions.com
Website: jolieproductions.com

Decor/Ceiling Treatment

Allure Events

Tel: 519-991-2329
E-mail: sandraveric@hotmail.com
Website: facebook.com/allureeventswindsor

Design for Hire/ Invitations

La Dolce Vita designs

Tel: 519-965-4272
E-mail: romano_500@hotmail.com
Website: facebook.com/ldvdesigns.ca

Dessert Catering

Blak's Bakery

Tel: 519-253-4344
E-mail: blaks@live.ca
Website: facebook.com/blaksbakery

Humbly Sweet Windsor

Tel: 519-551-2809
E-mail: info.humblysweet@gmail.com
Website: www.facebook.com/
humblysweetwindsor

Kristy's Custom Cakes

Tel: 519-818-4143
E-mail: KristysCustomCakes1@gmail.com
Website: kristyscustomcakes.com

Disc Jockey Service

Party Time DJ & Lighting Services

Tel: 519-365-9854
E-mail: partytimedjservices@gmail.com
Website: partytimedjservices.ca

Driving Range

Silver Tee Golf & Virtual Gaming Centre

Tel: 519-966-4911
E-mail: silverteegolf@gmail.com
Website: silverteegolf.com

Drone Videography

Slap Shot Productions Video

Tel: 519-965-4991
E-mail: slapshotproductionsvideo@gmail.com
Website: slapshotproductionsvideo.com

Embroidery/Custom

Signature Paper Designs & Custom Embroidery

Tel: 519-566-2579
E-mail: signaturepaperdesigns@live.ca
Website: signaturepaperdesigns.ca

Engagement Parties

Best Western Plus® Leamington Hotel & Conference Centre

Tel: 519-326-8646 ext.512
E-mail: amy.willms@sunraygroup.ca
Website: bestwesternleamington.com

Blak's Bakery

Tel: 519-253-4344
E-mail: blaks@live.ca
Website: facebook.com/blaksbakery

Double Tree by Hilton®

Tel: 519-973-4260
E-mail: sales@windsor-hotels.ca

Nola's A Taste of New Orleans

Tel: 519-253-1234
E-mail: info@nolaswindsor.com
Website: nolaswindsor.com

Other Place Catering and Reception Centre

Tel: 519-969-6011
E-mail: darrentrinca@otherplacecatering.com
Website: otherplacecatering.com

Engagement Rings

G & G Jewellery & Coins

Tel: 519-256-0712
E-mail: info@coinsandjewellery.com
Website: gandgjewellery.com

Entertainers

Mark Lefebvre Performing Artist & Art\$Fortune Booth

Tel: 519-903-4751
E-mail: marklefebvre55@gmail.com

Essential Oils

Weiser Essentials, dōTERRA Wellness Advocate

Tel: 519-996-6683
E-mail: joanna@weiseressentials.com
Website: weiseressentials.com

Event Decor Specialist

Allure Events

Tel: 519-991-2329
E-mail: sandraveric@hotmail.com
Website: facebook.com/allureeventswindsor

Crystálové Luxury Designs

Tel: 519-980-7917
E-mail: timjhughes@zoho.com
Website: facebook.com/CrystaloveEvents

Designs By Diane

Tel: 519-974-9559
Tel: 519-816-9558
E-mail: design@mnsi.net
Website: designsbydiane.org

Jolie Productions

Tel: 1-647-909-7507
E-mail: info@jolieproductions.com
Website: jolieproductions.com

Roses & Petals

Tel: 226-347-3858
E-mail: amilaperera77@gmail.com
Website: rosesandpetals.ca

Event Planning

Jolie Productions

Tel: 1-647-909-7507
E-mail: info@jolieproductions.com
Website: jolieproductions.com

Lisa Best,

Beautiful Weddings by Me

Tel: 519-965-4218
E-mail: beautifulweddingsbyme@sympatico.ca
Website: beautifulweddingsbyme.com

Event Venue

Silver Tee Golf & Virtual Gaming Centre

Tel: 519-966-4911
E-mail: silverteegolf@gmail.com
Website: silverteegolf.com

Exercise Programs/Rehab

Victoria Chiropractic and Rehabilitation

Tel: 519-995-5079
E-mail: drkatie@victoriachirowindsor.com
Website: victoriachirowindsor.com

Exterminator

Mosquitoman - Mosquito Management Services

Tel: 519-970-9136
E-mail: windsor@mosquitoman.ca
Website: mosquitoman.ca

Eyelash & Body Waxing Boutique

Lash On, Wax Off

Tel: 226-961-LOWO (5696)
E-mail: Contactus@lashonwaxoff.ca
Website: lashonwaxoff.ca

Eyelash Extensions

Lash On, Wax Off

Tel: 226-961-LOWO (5696)
E-mail: Contactus@lashonwaxoff.ca
Website: lashonwaxoff.ca

Family Reunions

Best Western Plus® Leamington Hotel & Conference Centre

Tel: 519-326-8646 ext.512
E-mail: amy.willms@sunraygroup.ca
Website: bestwesternleamington.com

Comfort Inn South Windsor

Tel: 519-966-7800
E-mail: gmcisw318@wbszholdings.ca
Website: choicehotels.com/cn318

TownePlace Suites by Marriott®

Tel: 519-977-9707 ext. 7017
E-mail: paula@sunraygroup.ca
Website: marriott.com/yqgts

Family/Photography

Liliana Ariza Photography

Tel: 226-340-6356
E-mail: hello@lilianaariza.com
Website: lilianaariza.com

Favour Booth

Mark Lefebvre Performing Artist & ArtsFortune Booth

Tel: 519-903-4751
E-mail: marklefebvre55@gmail.com

Favours

le papetier vert

Tel: 519-996-1964
E-mail: collette@lepapetiervert.com
Website: lepapetiervert.com

Weiser Essentials, dōTERRA Wellness Advocate

Tel: 519-996-6683
E-mail: joanna@weiseressentials.com
Website: weiseressentials.com

Favours & Party Supplies

Festival Tent and Party Rentals Inc.

Tel: 519-737-9200
E-mail: katie@festivaltent.com
Website: festivaltent.com

See You There Custom Invitations

Tel: 519-258-0185
E-mail: info@seeyouthere.ca
Website: seeyouthere.ca

Signature Paper Designs & Custom Embroidery

Tel: 519-566-2579
E-mail: signaturepaperdesigns@live.ca
Website: signaturepaperdesigns.ca

Financial Institutions

Motor City Community Credit Union - City Centre Branch

Tel: 519-252-0123
E-mail: beckyl@mcccu.com
Website: mcccu.com

Motor City Community Credit Union - Commercial Lending Centre

Tel: 519-977-6939
E-mail: beckyl@mcccu.com
Website: mcccu.com

Motor City Community Credit Union - Market Square Branch

Tel: 519-258-0021
E-mail: beckyl@mcccu.com
Website: mcccu.com

Motor City Community Credit Union - Tecumseh Road Branch

Tel: 519-944-7333
E-mail: beckyl@mcccu.com
Website: mcccu.com

Flower Girl Dresses/ Custom Design

The Fitting Room Bridal Alterations & More Inc.

Tel: 519-915-0299
E-mail: thefittingroomalterations@aol.com
Website: bit.ly/2P5Bw9z

Flowers

Roses & Petals

Tel: 226-347-3858
E-mail: amilaperera77@gmail.com
Website: rosesandpetals.ca

Formal Wear

The Suit Shop Co. Ltd.

Tel: 519-903-1300
E-mail: laz@thesuitshopco.com
Website: thesuitshopco.com

Fundraising

Silver Tee Golf & Virtual Gaming Centre

Tel: 519-966-4911
E-mail: silverteegolf@gmail.com
Website: silverteegolf.com

**VON Canada
Southwest Ontario**

Tel: 519-254-4866 ext. 6301
E-mail: melissa.landry@von.ca
Website: voneriestclair.ca

*Garden/Backyard
Weddings*

**Mosquitoman - Mosquito
Management Services**

Tel: 519-970-9136
E-mail: windsor@mosquitoman.ca
Website: mosquitoman.ca

Getaway Weekends

**Best Western Plus®
Waterfront Hotel**

Tel: 519-973-4260
E-mail: sales@windsor-hotel.ca
Website: windsor-hotel.ca

**Best Western Plus®
Leamington Hotel &
Conference Centre**

Tel: 519-326-8646 ext.512
E-mail: amy.willms@sunraygroup.ca
Website: bestwesternleamington.com

Caesars Windsor

Tel: 519-985-2815
Tel: 1-877-223-7702
E-mail: sales@caesarswindsor.com
Website: caesarswindsor.com

Comfort Inn South Windsor

Tel: 519-966-7800
E-mail: gmcisw318@wszholdings.ca
Website: choicehotels.com/cn318

**Holiday Inn & Suites,
Ambassador Bridge**

Tel: 519-966-1200
Dir: 519-966-3274
E-mail: kim.mcdonald@whg.com
Website: his-windsor.com

**Holiday Inn Express Windsor
Waterfront**

Tel: 519-258-7774
E-mail: sales@windsor-downtown.com
Website: hiexpress.com/windsorwfon

**TownePlace Suites
by Marriott®**

Tel: 519-977-9707 ext. 7017
E-mail: paula@sunraygroup.ca
Website: marriott.com/yqgts

Gift Baskets

Windsor Tea Emporium

Tel: 519-915-7144
E-mail: info@windsorteaemporium.com
Website: windsorteaemporium.com

Gifts/Wedding Attendants

**Weiser Essentials,
dōTERRA Wellness
Advocate**

Tel: 519-996-6683
E-mail: joanna@weiseressentials.com
Website: weiseressentials.com

Girl's Night Out

**Silver Tee Golf
& Virtual Gaming Centre**

Tel: 519-966-4911
E-mail: silvertteegolf@gmail.com
Website: silvertteegolf.com

Gold & Silver Coins

G & G Jewellery & Coins

Tel: 519-256-0712
E-mail: info@coinsandjewellery.com
Website: gandgjewellery.com

Golf Course/Miniature

**Silver Tee Golf
& Virtual Gaming Centre**

Tel: 519-966-4911
E-mail: silvertteegolf@gmail.com
Website: silvertteegolf.com

*Golf Games & Sport
Simulators*

**Silver Tee Golf
& Virtual Gaming Centre**

Tel: 519-966-4911
E-mail: silvertteegolf@gmail.com
Website: silvertteegolf.com

Gourmet Items

Williams Food Equipment

Tel: 519-969-1919
E-mail: joel@williamsfoodequipment.com
Website: williamsfoodequipment.com

Hair Care

Arbonne

Tel: 1-647-654-7269
E-mail: samanthahope@gmail.com
Website: samanthahope.arbonne.com

**Hair by Erin Hawkins, On
location Mobile Services**

Tel: 519-562-7371
E-mail: hawkerin@gmail.com
Website: facebook.com/stylisthawkerin

Hair Services/Family

**Hair by Erin Hawkins, On
location Mobile Services**

Tel: 519-562-7371
E-mail: hawkerin@gmail.com
Website: facebook.com/stylisthawkerin

Hair/Mobile Service

**Hair by Erin Hawkins, On
location Mobile Services**

Tel: 519-562-7371
E-mail: hawkerin@gmail.com
Website: facebook.com/stylisthawkerin

Hall Decorating

Crystálové Luxury Designs

Tel: 519-980-7917
E-mail: timjhughes@zoho.com
Website: facebook.com/CrystaloveEvents

Designs By Diane

Tel: 519-974-9559
Cell: 519-819-9558
E-mail: design@mnsi.net
Website: designsbydiane.org

Roses & Petals

Tel: 226-347-3858
E-mail: amilaperera77@gmail.com
Website: rosesandpetals.ca

Health & Beauty

Arbonne

Tel: 1-647-654-7269
E-mail: samanthahope@gmail.com
Website: samanthahope.arbonne.com

**Beach Bum Organic Spray
Tanning**

Tel: 519-562-2532
E-mail: beachbumspraytanning@gmail.com
Website: beachbumorganicspraytanning.com

Health & Beauty (cont.)

Jennifer Lang – Beauty – Health – Nutrition – Wellness

Tel: 519-995-1961

E-mail: jenn@jennlang.com

Website: jennlang.com

Lash On, Wax Off

Tel: 226-961-LOWO (5696)

E-mail: Contactus@lashonwaxoff.ca

Website: lashonwaxoff.ca

Victoria Chiropractic and Rehabilitation

Tel: 519-995-5079

E-mail: drkatie@victoriachirowindsor.com

Website: victoriachirowindsor.com

Health Coaching/ One-on One

Ewyn Weight Loss Studios - Windsor

Tel: 519-962-6015

E-mail: ewynwindsor@gmail.com

Website: ewynstudios.com

Ewyn Weight Loss Studios, - Windsor

Tel: 519-915-2210

E-mail: ewynwindsor@gmail.com

Website: ewynstudios.com

Ewyn Weight Loss Studios, Leamington

Tel: 519-398-9835

E-mail: ewynwindsor@gmail.com

Website: ewynstudios.com

Health/Wellness

Ewyn Weight Loss Studios, - Windsor

Tel: 519-962-6015

E-mail: ewynwindsor@gmail.com

Website: ewynstudios.com

Ewyn Weight Loss Studios, - Windsor

Tel: 519-915-2210

E-mail: ewynwindsor@gmail.com

Website: ewynstudios.com

Ewyn Weight Loss Studios, - Leamington

Tel: 519-398-9835

E-mail: ewynwindsor@gmail.com

Website: ewynstudios.com

Weiser Essentials, dōTERRA Wellness Advocate

Tel: 519-996-6683

E-mail: joanna@weiseressentials.com

Website: weiseressentials.com

High Tea Service

Windsor Tea Emporium

Tel: 519-915-7144

E-mail: info@windsorteaemporium.com

Website: windsorteaemporium.com

Holistic/Natural Products

Weiser Essentials, dōTERRA Wellness Advocate

Tel: 519-996-6683

E-mail: joanna@weiseressentials.com

Website: weiseressentials.com

Home Blessings

White Rose Ceremonies by Reverend Karen Smallwood

Tel: 519-977-2065

E-mail: revkarensmallwood@gmail.com

Website: whiteroseceremonies.ca

Home/Mortgages

Advantage Mortgage LIC 12463

Tel: 519-974-9393

E-mail: melita.iliev@migroup.ca

Website: mortgagewithmi.ca

Homes

Deerbrook Realty Inc. Brokerage

Tel: 519-816-1362

Tel: 519-816-1495

E-mail: teelecours@gmail.com / jleng1955@gmail.com

Website: jimandtheresa.com

Homes/Finance

Advantage Mortgages LIC 12463

Tel: 519-974-9393

E-mail: melita.iliev@migroup.ca

Website: mortgagewithmi.ca

Motor City Community Credit Union - City Centre Branch

Tel: 519-252-0123

E-mail: beckyl@mcccu.com

Website: mcccu.com

Motor City Community Credit Union - Commercial Lending Centre

Tel: 519-977-6939

E-mail: beckyl@mcccu.com

Website: mcccu.com

Motor City Community Credit Union - Market Square Branch

Tel: 519-258-0021

E-mail: beckyl@mcccu.com

Website: mcccu.com

Motor City Community Credit Union - Tecumseh Road Branch

Tel: 519-944-7333

E-mail: beckyl@mcccu.com

Website: mcccu.com

Homes/Pool/Hot Tub Services

The Pool Maid

Tel: 519-796-7665 (POOL)

E-mail: info@poolmaid.ca

Website: thepoolmaid.ca

Hot Tub Cleaning/ Maintenance

The Pool Maid

Tel: 519-796-7665 (POOL)

E-mail: info@poolmaid.ca

Website: thepoolmaid.ca

Hotels

Best Western Plus® Waterfront Hotel

Tel: 519-973-4260

E-mail: sales@windsor-hotel.ca

Website: windsor-hotel.ca

Best Western Plus® Leamington Hotel & Conference Centre

Tel: 519-326-8646 ext.512

E-mail: amy.willms@sunraygroup.ca

Website: bestwesternleamington.com

Caesars Windsor

Tel: 519-985-2815
Tel: 1-877-223-7702
E-mail: sales@caesarswindsor.com
Website: caesarswindsor.com

Comfort Inn South Windsor

Tel: 519-966-7800
E-mail: gmcisw318@wbzholdings.ca
Website: choicehotels.com/cn318

Double Tree by Hilton®

Tel: 519-973-4260
E-mail: sales@windsor-hotels.ca

Four Points by Sheraton Downtown Windsor

Tel: 519-256-4656 (ext. 5129)
E-mail: jordan.beaumier@sunraygroup.ca
Website: fourpoints.com/windsordowntown

Holiday Inn & Suites, Ambassador Bridge

Tel: 519-966-1200
Dir: 519-966-3274
E-mail: kim.mcdonald@whg.com
Website: his-windsor.com

Holiday Inn Express Windsor Waterfront

Tel: 519-258-7774
E-mail: sales@windsor-downtown.com
Website: hiexpress.com/windsorwfon

TownePlace Suites by Marriott®

Tel: 519-977-9707 ext. 7017
E-mail: paula@sunraygroup.ca
Website: marriott.com/yqgts

Hotels/Suites

Double Tree by Hilton®

Tel: 519-973-4260
E-mail: sales@windsor-hotels.ca

Holiday Inn & Suites, Ambassador Bridge

Tel: 519-966-1200
Dir: 519-966-3274
E-mail: kim.mcdonald@whg.com
Website: his-windsor.com

TownePlace Suites by Marriott®

Tel: 519-977-9707 ext. 7017
E-mail: paula@sunraygroup.ca
Website: marriott.com/yqgts

Housewares

Williams Food Equipment

Tel: 519-969-1919
E-mail: joel@williamsfoodequipment.com
Website: williamsfoodequipment.com

Iced Tea Service

Windsor Tea Emporium

Tel: 519-915-7144
E-mail: info@windsorteaemporium.com
Website: windsorteaemporium.com

Indoor Golf

Silver Tee Golf & Virtual Gaming Centre

Tel: 519-966-4911
E-mail: silverteegolf@gmail.com
Website: silverteegolf.com

Insurance Services

Motor City Community Credit Union - City Centre Branch

Tel: 519-252-0123
E-mail: beckyl@mcccu.com
Website: mcccu.com

Motor City Community Credit Union - Commercial Lending Centre

Tel: 519-977-6939
E-mail: beckyl@mcccu.com
Website: mcccu.com

Motor City Community Credit Union - Market Square Branch

Tel: 519-258-0021
E-mail: beckyl@mcccu.com
Website: mcccu.com

Motor City Community Credit Union - Tecumseh Road Branch

Tel: 519-944-7333
E-mail: beckyl@mcccu.com
Website: mcccu.com

Internet Services

MNSi Internet Services

Tel: 519-258-2333
E-mail: audrey@mnsi.net
Website: mnsi.net

Investment Services

Motor City Community Credit Union - City Centre Branch

Tel: 519-252-0123
E-mail: beckyl@mcccu.com
Website: mcccu.com

Motor City Community Credit Union - Commercial Lending Centre

Tel: 519-977-6939
E-mail: beckyl@mcccu.com
Website: mcccu.com

Motor City Community Credit Union - Market Square Branch

Tel: 519-258-0021
E-mail: beckyl@mcccu.com
Website: mcccu.com

Motor City Community Credit Union - Tecumseh Road Branch

Tel: 519-944-7333
E-mail: beckyl@mcccu.com
Website: mcccu.com

Invitations

La Dolce Vita designs

Tel: 519-965-4272
E-mail: romano_500@hotmail.com
Website: facebook.com/ldvdesigns.ca

le papetier vert

Tel: 519-996-1964
E-mail: collette@lepapetiervert.com
Website: lepapetiervert.com

See You There Custom Invitations

Tel: 519-258-0185
E-mail: info@seeyouthere.ca
Website: seeyouthere.ca

Signature Paper Designs & Custom Embroidery

Tel: 519-566-2579
E-mail: signaturepaperdesigns@live.ca
Website: signaturepaperdesigns.ca

Invitations/Save the Date

La Dolce Vita designs

Tel: 519-965-4272
E-mail: romano_500@hotmail.com
Website: facebook.com/ldvdesigns.ca

Invitations/Save the Date (cont.)

le papetier vert

Tel: 519-996-1964
E-mail: collette@lepapetiertvert.com
Website: lepapetiertvert.com

See You There Custom Invitations

Tel: 519-258-0185
E-mail: info@seeyouthere.ca
Website: seeyouthere.ca

Signature Paper Designs & Custom Embroidery

Tel: 519-566-2579
E-mail: signaturepaperdesigns@live.ca
Website: signaturepaperdesigns.ca

Invitations/Thank You Cards

La Dolce Vita designs

Tel: 519-965-4272
E-mail: romano_500@hotmail.com
Website: facebook.com/ldvdesigns.ca

See You There Custom Invitations

Tel: 519-258-0185
E-mail: info@seeyouthere.ca
Website: seeyouthere.ca

Signature Paper Designs & Custom Embroidery

Tel: 519-566-2579
E-mail: signaturepaperdesigns@live.ca
Website: signaturepaperdesigns.ca

Jewellery

G & G Jewellery & Coins

Tel: 519-256-0712
E-mail: info@coinsandjewellery.com
Website: gandgjewellery.com

Jewellery/Custom Designed

G & G Jewellery & Coins

Tel: 519-256-0712
E-mail: info@coinsandjewellery.com
Website: gandgjewellery.com

Jewellery/Repair

G & G Jewellery & Coins

Tel: 519-256-0712
E-mail: info@coinsandjewellery.com
Website: gandgjewellery.com

Jewellery/Rings

G & G Jewellery & Coins

Tel: 519-256-0712
E-mail: info@coinsandjewellery.com
Website: gandgjewellery.com

Laser Therapy

Victoria Chiropractic and Rehabilitation

Tel: 519-995-5079
E-mail: drkatie@victoriachirowindsor.com
Website: victoriachirowindsor.com

LED Teeth Whitening

Beach Bum Organic Spray Tanning

Tel: 519-562-2532
E-mail: beachbumspraytanning@gmail.com
Website: beachbumorganicspraytanning.com

Linens

Allure Events

Tel: 519-991-2329
E-mail: sandraveric@hotmail.com
Website: facebook.com/allureevents Windsor

Loose Tea/Premium

Windsor Tea Emporium

Tel: 519-915-7144
E-mail: info@windsorteaemporium.com
Website: windsorteaemporium.com

Massage

Nadia Green, Registered Massage Therapist, Spritely Massage

Tel: 519-564-5733
E-mail: nadiarmt1678@gmail.com
Website: victoriachirowindsor.com/services

Master of Ceremonies

Mark Lefebvre Performing Artist & Art\$Fortune Booth

Tel: 519-903-4751
E-mail: marklefebvre55@gmail.com

Meals on Wheels/ Home Help

VON Canada Southwest Ontario

Tel: 519-254-4866 ext. 6301
E-mail: melissa.landry@von.ca
Website: voneriestclair.ca

Men's Suits & Shirts/ Custom Tailored

The Suit Shop Co. Ltd.

Tel: 519-903-1300
E-mail: laz@thesuitshopco.com
Website: thesuitshopco.com

Men's Wear

The Suit Shop Co. Ltd.

Tel: 519-903-1300
E-mail: laz@thesuitshopco.com
Website: thesuitshopco.com

Mortgages

Advantage Mortgage LIC 12463

Tel: 519-974-9393
E-mail: melita.iliev@migroup.ca
Website: mortgagewithmi.ca

Mortgages/Renewals

Advantage Mortgage LIC 12463

Tel: 519-974-9393
E-mail: melita.iliev@migroup.ca
Website: mortgagewithmi.ca

Mortgages/Residential/ Commercial

Advantage Mortgage LIC 12463

Tel: 519-974-9393
E-mail: melita.iliev@migroup.ca
Website: mortgagewithmi.ca

Mosquito Control

Mosquitoman- Mosquito Management Services

Tel: 519-970-9136
E-mail: windsor@mosquitoman.ca
Website: mosquitoman.ca

Music & Entertainment

Party Time DJ & Lighting Services

Tel: 519-365-9854
E-mail: partytimedjservices@gmail.com
Website: partytimedjservices.ca

Nutrition

Arbonne

Tel: 1-647-654-7269
E-mail: samanthahope@gmail.com
Website: samanthahope.arbonne.com

Nutritional Products

Jennifer Lang – Beauty – Health – Nutrition – Wellness

Tel: 519-995-1961
E-mail: jenn@jennlang.com
Website: jennlang.com

Nutritional Supplements

Jennifer Lang – Beauty – Health – Nutrition – Wellness

Tel: 519-995-1961
E-mail: jenn@jennlang.com
Website: jennlang.com

Officiant

Brittany Gurney– All Seasons Weddings-Officiant

Tel: 519-563-8141
Tel: 1-800-545-3681
E-mail: brittanygurney@hotmail.com
Website: www.facebook.com/
brittanygurneyASW

White Rose Ceremonies by Reverend Karen Smallwood

Tel: 519-977-2065
E-mail: revkarensmallwood@gmail.com
Website: whiteroseceremonies.ca

Original Artwork

Asaph Maurer Original Art & Portraits

Tel: 226-260-9495
E-mail: asaphmaurer@gmail.com
Website: asaphmaurer.com

Outdoor Events

Festival Tent and Party Rentals Inc.

Tel: 519-737-9200
E-mail: katie@festivaltent.com
Website: festivaltent.com

Mosquitoman- Mosquito Management Services

Tel: 519-970-9136
E-mail: windsor@mosquitoman.ca
Website: mosquitoman.ca

Papermaking/ Handmade Paper

le papetier vert

Tel: 519-996-1964
E-mail: collette@lepapetiervert.com
Website: lepapetiervert.com

Parfait Cups

Humbly Sweet Windsor

Tel: 519-551-2809
E-mail: info.humblysweet@gmail.com
Website: www.facebook.com/
humblysweetwindsor

Photographers/ Picture Framing

Chalet Studio Photography & Gardens

Tel: 519-726-6666
E-mail: images@chaletstudio.ca
Website: chaletstudio.ca

John Lyons Photographer

Tel: 519- 992-1022
E-mail: john@johnlyonsweddings.com
Website: johnlyonsweddings.com

Liliana Ariza Photography

Tel: 226-340-6356
E-mail: hello@lilianaariza.com
Website: lilianaariza.com

Milestone Studios Photography & Framing

Tel: 519-969-1114
E-mail: info@milestonestudios.ca
Website: milestonestudios.ca

Trevor Booth Photography

Tel: 519-919-4287
E-mail: trevor@trevorboothphotography.ca
Website: trevorboothphotography.ca

Chalet Studio Photography & Gardens

Tel: 519-726-6666
E-mail: images@chaletstudio.ca
Website: chaletstudio.ca

Photography/Bridal Showers/Rehearsal Dinners

Liliana Ariza Photography

Tel: 226-340-6356
E-mail: hello@lilianaariza.com
Website: lilianaariza.com

Photography/Corporate

Trevor Booth Photography

Tel: 519-919-4287
E-mail: trevor@trevorboothphotography.ca
Website: trevorboothphotography.ca

Photography/ Engagement Pictures

Chalet Studio Photography & Gardens

Tel: 519-726-6666
E-mail: images@chaletstudio.ca
Website: chaletstudio.ca

John Lyons Photographer

Tel: 519- 992-1022
E-mail: john@johnlyonsweddings.com
Website: johnlyonsweddings.com

Liliana Ariza Photography

Tel: 226-340-6356
E-mail: hello@lilianaariza.com
Website: lilianaariza.com

Milestone Studios Photography & Framing

Tel: 519-969-1114
E-mail: info@milestonestudios.ca
Website: milestonestudios.ca

Trevor Booth Photography

Tel: 519-919-4287
E-mail: trevor@trevorboothphotography.ca
Website: trevorboothphotography.ca

Photography/Personal Portraits

Chalet Studio Photography & Gardens

Tel: 519-726-6666
E-mail: images@chaletstudio.ca
Website: chaletstudio.ca

*Photography/Personal
Portraits (cont.)*

John Lyons Photographer

Tel: 519- 992-1022

E-mail: john@johnlyonsweddings.com

Website: johnlyonsweddings.com

Slap Shot Productions Video

Tel: 519-965-4991

E-mail: slapshotproductionsvideo@gmail.com

Website: slapshotproductionsvideo.com

Trevor Booth Photography

Tel: 519-919-4287

E-mail: trevor@trevorboothphotography.ca

Website: trevorboothphotography.ca

*Photography/
Photojournalistic*

**Chalet Studio
Photography & Gardens**

Tel: 519-726-6666

E-mail: images@chaletstudio.ca

Website: chaletstudio.ca

John Lyons Photographer

Tel: 519- 992-1022

E-mail: john@johnlyonsweddings.com

Website: johnlyonsweddings.com

Trevor Booth Photography

Tel: 519-919-4287

E-mail: trevor@trevorboothphotography.ca

Website: trevorboothphotography.ca

*Photography/
Save the Date*

Liliana Ariza Photography

Tel: 226-340-6356

E-mail: hello@lilianaariza.com

Website: lilianaariza.com

**Milestone Studios
Photography & Framing**

Tel: 519-969-1114

E-mail: info@milestonestudios.ca

Website: milestonestudios.ca

Photography/Site

**Milestone Studios
Photography & Framing**

Tel: 519-969-1114

E-mail: info@milestonestudios.ca

Website: milestonestudios.ca

Pilates

Vertika Pole Fitness Studio

Tel: 519-566-3489

E-mail: info@vertikapolefitness.com

Website: vertikapolefitness.com

Pole Classes/Aerial

Vertika Pole Fitness Studio

Tel: 519-566-3489

E-mail: info@vertikapolefitness.com

Website: vertikapolefitness.com

Pool "School"

The Pool Maid

Tel: 519-796-7665 (POOL)

E-mail: info@poolmaid.ca

Website: thepoolmaid.ca

Pool Cleaning

The Pool Maid

Tel: 519-796-7665 (POOL)

E-mail: info@poolmaid.ca

Website: thepoolmaid.ca

Pool Cleaning/Indoor

The Pool Maid

Tel: 519-796-7665 (POOL)

E-mail: info@poolmaid.ca

Website: thepoolmaid.ca

Pool Consultation

The Pool Maid

Tel: 519-796-7665 (POOL)

E-mail: info@poolmaid.ca

Website: thepoolmaid.ca

Pool Set-up

The Pool Maid

Tel: 519-796-7665 (POOL)

E-mail: info@poolmaid.ca

Website: thepoolmaid.ca

Pool Sitting

The Pool Maid

Tel: 519-796-7665 (POOL)

E-mail: info@poolmaid.ca

Website: thepoolmaid.ca

Port-a-Johns

**Festival Tent and Party
Rentals Inc.**

Tel: 519-737-9200

E-mail: katie@festivaltent.com

Website: festivaltent.com

Real Estate Agents

**Deerbrook Realty Inc.
Brokerage**

Tel: 519-816-1362

Tel: 519-816-1495

E-mail: teelecours@gmail.com / jleng1955@gmail.com

Website: jimandtheresa.com

*Real Estate/Property
Investing*

**Deerbrook Realty Inc.
Brokerage**

Tel: 519-816-1362

Tel: 519-816-1495

E-mail: teelecours@gmail.com / jleng1955@gmail.com

Website: jimandtheresa.com

Realtors

**Deerbrook Realty Inc.
Brokerage**

Tel: 519-816-1362

Tel: 519-816-1495

E-mail: teelecours@gmail.com / jleng1955@gmail.com

Website: jimandtheresa.com

Reception Sites

Caesars Windsor

Tel: 519-985-2815

Tel: 1-877-223-7702

E-mail: sales@caesarswindsor.com

Website: caesarswindsor.com

**Festival Tent and Party
Rentals Inc.**

Tel: 519-737-9200

E-mail: katie@festivaltent.com

Website: festivaltent.com

**Other Place Catering and
Reception Centre**

Tel: 519-969-6011

E-mail: darrentrinca@otherplacecatering.com

Website: otherplacecatering.com

Registered Massage Therapists

Nadia Green, Registered Massage Therapist, Spritely Massage

Tel: 519-564-5733
E-mail: nadiarmt1678@gmail.com
Website: victoriachirowindsor.com/services

Rehearsal Dinners

Best Western Plus® Leamington Hotel & Conference Centre

Tel: 519-326-8646 ext.512
E-mail: amy.willms@sunraygroup.ca
Website: bestwesternleamington.com

Caesars Windsor

Tel: 519-985-2815
Tel: 1-877-223-7702
E-mail: sales@caesarswindsor.com
Website: caesarswindsor.com

Chlorophyll Catering, Specializing in Vegan Cuisine

Tel: 519-999-3237
E-mail: aceh976@gmail.com
Website: chlorophyllvegan.com

Holiday Inn & Suites, Ambassador Bridge

Tel: 519-966-1200
Dir: 519-966-3274
E-mail: kim.mcdonald@whg.com
Website: his-windsor.com

Mezzo Ristorante & Lounge

Tel: 519-252-4055
E-mail: info@mezzo.ca
Website: mezzo.ca

Nola's A Taste of New Orleans

Tel: 519-253-1234
E-mail: info@nolaswindsor.com
Website: nolaswindsor.com

Pelee Island Winery

Tel: 519-733-6551
Tel: 1-800-59PELEE
E-mail: events@peleeisland.com
Website: peleeisland.com

Rentals

Designs By Diane

Tel: 519-974-9559
Tel: 519-816-9558
E-mail: design@mnsi.net
Website: designsbydiane.org

Festival Tent and Party Rentals Inc.

Tel: 519-737-9200
E-mail: katie@festivaltent.com
Website: festivaltent.com

Jolie Productions

Tel: 1-647-9097507
E-mail: info@jolieproductions.com
Website: jolieproductions.com

Rentals/ Photography Studio

Milestone Studios Photography & Framing

Tel: 519-969-1114
E-mail: info@milestonestudios.ca
Website: milestonestudios.ca

Restaurants

Best Western Plus® Leamington Hotel & Conference Centre

Tel: 519-326-8646 ext.512
E-mail: amy.willms@sunraygroup.ca
Website: bestwesternleamington.com

Caesars Windsor

Tel: 519-985-2815
Tel: 1-877-223-7702
E-mail: sales@caesarswindsor.com
Website: caesarswindsor.com

Double Tree by Hilton®

Tel: 519-973-4260
E-mail: sales@windsor-hotels.ca

Four Points by Sheraton Downtown Windsor

Tel: 519-256-4656 (ext. 5129)
E-mail: jordan.beaumier@sunraygroup.ca
Website: fourpoints.com/windsordowntown

Mezzo Ristorante & Lounge

Tel: 519-252-4055
E-mail: info@mezzo.ca
Website: mezzo.ca

Nola's A Taste of New Orleans

Tel: 519-253-1234
E-mail: info@nolaswindsor.com
Website: nolaswindsor.com

Seamstress

The Fitting Room Bridal Alterations & More Inc.

Tel: 519-915-0299
E-mail: thefittingroomalterations@aol.com
Website: bit.ly/2P5Bw9z

Seating Charts

le papetier vert

Tel: 519-996-1964
E-mail: collette@lepapetiertvert.com
Website: lepapetiertvert.com

See You There Custom Invitations

Tel: 519-258-0185
E-mail: info@seeyouthere.ca
Website: seeyouthere.ca

Signature Paper Designs & Custom Embroidery

Tel: 519-566-2579
E-mail: signaturepaperdesigns@live.ca
Website: signaturepaperdesigns.ca

Showers/Outdoors

Mark Lefebvre Performing Artist & Art\$Fortune Booth

Tel: 519-903-4751
E-mail: marklefebvre555@gmail.com

Singing Telegrams

Mark Lefebvre Performing Artist & Art\$Fortune Booth

Tel: 519-903-4751
E-mail: marklefebvre555@gmail.com

Skin Care

Arbonne

Tel: 1-647-654-7269
E-mail: samanthahope@gmail.com
Website: samanthahope.arbonne.com

Jennifer Lang – Beauty – Health – Nutrition – Wellness

Tel: 519-995-1961
E-mail: jenn@jennlang.com
Website: jennlang.com

Social Stationery

La Dolce Vita designs

Tel: 519-965-4272
E-mail: romano_500@hotmail.com
Website: facebook.com/ldvdesigns.ca

le papetier vert

Tel: 519-996-1964
E-mail: collette@lepapetiertvert.com
Website: lepapetiertvert.com

See You There Custom Invitations

Tel: 519-258-0185
E-mail: info@seeyouthere.ca
Website: seeyouthere.ca

Signature Paper Designs & Custom Embroidery

Tel: 519-566-2579
E-mail: signaturepaperdesigns@live.ca
Website: signaturepaperdesigns.ca

Stag/Stagettes

Festival Tent and Party Rentals Inc.

Tel: 519-737-9200
E-mail: katie@festivaltent.com
Website: festivaltent.com

Party Time DJ & Lighting Services

Tel: 519-365-9854
E-mail: partytimedjservices@gmail.com
Website: partytimedjservices.ca

Serbian Centre

Tel: 519-944-4884
E-mail: management@serbiancentre.com
Website: serbiancentre.com

Silver Tee Golf & Virtual Gaming Centre

Tel: 519-966-4911
E-mail: silverteegolf@gmail.com
Website: silverteegolf.com

Stilt Walker

Mark Lefebvre Performing Artist & ArtsFortune Booth

Tel: 519-903-4751
E-mail: marklefebvre55@gmail.com

Stress Management

Nadia Green, Registered Massage Therapist, Spritely Massage

Tel: 519-564-5733
E-mail: nadiarmt1678@gmail.com
Website: victoriachirowindsor.com/services

Weiser Essentials, dōTERRA Wellness Advocate

Tel: 519-996-6683
E-mail: joanna@weiseressentials.com
Website: weiseressentials.com

Supper Club

Mezzo Ristorante & Lounge

Tel: 519-252-4055
E-mail: info@mezzo.ca
Website: mezzo.ca

Sweet Tables/Pastries

Blak's Bakery

Tel: 519-253-4344
E-mail: blaks@live.ca
Website: facebook.com/blaksbakery

Humbly Sweet Windsor

Tel: 519-551-2809
E-mail: info.humblysweet@gmail.com
Website: www.facebook.com/humblysweetwindsor

Kristy's Custom Cakes

Tel: 519-818-4143
E-mail: KristysCustomCakes1@gmail.com
Website: kristyscustomcakes.com

Tanning

Beach Bum Organic Spray Tanning

Tel: 519-562-2532
E-mail: beachbumspraytanning@gmail.com
Website: beachbumorganicspraytanning.com

Tanning/Organic

Beach Bum Organic Spray Tanning

Tel: 519-562-2532
E-mail: beachbumspraytanning@gmail.com
Website: beachbumorganicspraytanning.com

Tanning/Vegan

Beach Bum Organic Spray Tanning

Tel: 519-562-2532
E-mail: beachbumspraytanning@gmail.com
Website: beachbumorganicspraytanning.com

Tents

Festival Tent and Party Rentals Inc.

Tel: 519-737-9200
E-mail: katie@festivaltent.com
Website: festivaltent.com

Tiaras/Headpieces/Jewellery

The Fitting Room Bridal Alterations & More Inc.

Tel: 519-915-0299
E-mail: thefittingroomalterations@aol.com
Website: bit.ly/2P5Bw9z

Travel Insurance

Motor City Community Credit Union - City Centre Branch

Tel: 519-252-0123
E-mail: beckyl@mcccu.com
Website: mcccu.com

Motor City Community Credit Union - Commercial Lending Centre

Tel: 519-977-6939
E-mail: beckyl@mcccu.com
Website: mcccu.com

Motor City Community Credit Union - Market Square Branch

Tel: 519-258-0021
E-mail: beckyl@mcccu.com
Website: mcccu.com

Motor City Community Credit Union - Tecumseh Road Branch

Tel: 519-944-7333
E-mail: beckyl@mcccu.com
Website: mcccu.com

Tuxedos

The Suit Shop Co. Ltd.

Tel: 519-903-1300
E-mail: laz@thesuitshopco.com
Website: thesuitshopco.com

Vegan/Gluten/Cruelty Free Products

Arbonne

Tel: 1-647-654-7269

E-mail: samanthahope@gmail.com

Website: samanthahope.arbonne.com

Videographers

Slap Shot Productions Video

Tel: 519-965-4991

E-mail: slapshotproductionsvideo@gmail.com

Website: slapshotproductionsvideo.com

Videography

Slap Shot Productions Video

Tel: 519-965-4991

E-mail: slapshotproductionsvideo@gmail.com

Website: slapshotproductionsvideo.com

Virtual Games

Silver Tee Golf & Virtual Gaming Centre

Tel: 519-966-4911

E-mail: silverteegolf@gmail.com

Website: silverteegolf.com

Volunteer Work

VON Canada Southwest Ontario

Tel: 519-254-4866 ext. 6301

E-mail: melissa.landry@von.ca

Website: voneriestclair.ca

Vow Book

White Rose Ceremonies by Reverend Karen Smallwood

Tel: 519-977-2065

E-mail: revkarensmallwood@gmail.com

Website: whiteroseceremonies.ca

Vow Renewals

Brittany Gurney- All Seasons Weddings- Officiant

Tel: 519-563-8141

Tel: 1-800-545-3681

E-mail: brittanygurney@hotmail.com

Website: www.facebook.com/
brittanygurneyASW

White Rose Ceremonies by Reverend Karen Smallwood

Tel: 519-977-2065

E-mail: revkarensmallwood@gmail.com

Website: whiteroseceremonies.ca

Wedding Bands

G & G Jewellery & Coins

Tel: 519-256-0712

E-mail: info@coinsandjewellery.com

Website: gandgjewellery.com

Wedding Cakes

Blak's Bakery

Tel: 519-253-4344

E-mail: blaks@live.ca

Website: facebook.com/blaksbakery

Kristy's Custom Cakes

Tel: 519-818-4143

E-mail: KristysCustomCakes1@gmail.com

Website: kristyscustomcakes.com

Wedding Ceremonies

Brittany Gurney- All Seasons Weddings- Officiant

Tel: 519-563-8141

Tel: 1-800-545-3681

E-mail: brittanygurney@hotmail.com

Website: www.facebook.com/
brittanygurneyASW

White Rose Ceremonies by Reverend Karen Smallwood

Tel: 519-977-2065

E-mail: revkarensmallwood@gmail.com

Website: whiteroseceremonies.ca

Wedding Ceremony Sites

Best Western Plus® Leamington Hotel & Conference Centre

Tel: 519-326-8646 ext.512

E-mail: amy.willms@sunraygroup.ca

Website: bestwesternleamington.com

Holiday Inn & Suites, Ambassador Bridge

Tel: 519-966-1200

Dir: 519-966-3274

E-mail: kim.mcdonald@whg.com

Website: his-windsor.com

Holiday Inn Express Windsor Waterfront

Tel: 519-258-7774

E-mail: sales@windsor-downtown.com

Website: hiexpress.com/windsorwfon

Other Place Catering and Reception Centre

Tel: 519-969-6011

E-mail: darrentrinca@otherplacecatering.com

Website: otherplacecatering.com

Pelee Island Winery

Tel: 519-733-6551

Tel: 1-800-59PELEE

E-mail: events@peleeisland.com

Website: peleeisland.com

Serbian Centre

Tel: 519-944-4884

E-mail: management@serbiancentre.com

Website: serbiancentre.com

Wedding Consultants/ Co-ordinators/Event Planning

Lisa Best, Beautiful Weddings by Me

Tel: 519-965-4218

E-mail: beautifulweddingsbyme@sympatico.ca

Website: beautifulweddingsbyme.com

Wedding Coordinator

Jolie Productions

Tel: 1-647-9097507

E-mail: info@jolieproductions.com

Website: jolieproductions.com

Lisa Best, Beautiful Weddings by Me

Tel: 519-965-4218

E-mail: beautifulweddingsbyme@sympatico.ca

Website: beautifulweddingsbyme.com

Wedding Favours

Kristy's Custom Cakes

Tel: 519-818-4143

E-mail: KristysCustomCakes1@gmail.com

Website: kristyscustomcakes.com

Windsor Tea Emporium

Tel: 519-915-7144

E-mail: info@windsorteaemporium.com

Website: windsorteaemporium.com

Wedding Planning

Brittany Gurney- All Seasons Weddings-Officiant

Tel: 519-563-8141
Tel: 1-800-545-3681
E-mail: brittanygurney@hotmail.com
Website: www.facebook.com/
brittanygurneyASW

Lisa Best, Beautiful Weddings by Me

Tel: 519-965-4218
E-mail: beautifulweddingsbyme@sympatico.ca
Website: beautifulweddingsbyme.com

The Wedding Odyssey Bridal Show/ Bridal and Event Expo

Tel: 519-978-9477
E-mail: weddingodyssey@yahoo.com
Website: weddingodyssey.ca

White Rose Ceremonies by Reverend Karen Smallwood

Tel: 519-977-2065
E-mail: revkarensmallwood@gmail.com
Website: whitetroseceremonies.ca

Wedding Reception/ Outdoors

Best Western Plus® Leamington Hotel & Conference Centre

Tel: 519-326-8646 ext.512
E-mail: amy.willms@sunraygroup.ca
Website: bestwesternleamington.com

Festival Tent and Party Rentals Inc.

Tel: 519-737-9200
E-mail: katie@festivaltent.com
Website: festivaltent.com

Wedding Receptions

Best Western Plus® Leamington Hotel & Conference Centre

Tel: 519-326-8646 ext.512
E-mail: amy.willms@sunraygroup.ca
Website: bestwesternleamington.com

Chlorophyll Catering, Specializing in Vegan Cuisine

Tel: 519-999-3237
E-mail: ace1976@gmail.com
Website: chlorophyllvegan.com

Double Tree by Hilton ®

Tel: 519-973-4260
E-mail: sales@windsor-hotels.ca

Wedding Showers

Best Western Plus® Waterfront Hotel

Tel: 519-973-4260
E-mail: sales@windsor-hotel.ca
Website: windsor-hotel.ca

Best Western Plus® Leamington Hotel & Conference Centre

Tel: 519-326-8646 ext.512
E-mail: amy.willms@sunraygroup.ca
Website: bestwesternleamington.com

Blak's Bakery

Tel: 519-253-4344
E-mail: blaks@live.ca
Website: facebook.com/blaksbakery

Caesars Windsor

Tel: 519-985-2815
Tel: 1-877-223-7702
E-mail: sales@caesarswindsor.com
Website: caesarswindsor.com

Double Tree by Hilton ®

Tel: 519-973-4260
E-mail: sales@windsor-hotels.ca

Festival Tent and Party Rentals Inc.

Tel: 519-737-9200
E-mail: katie@festivaltent.com
Website: festivaltent.com

Four Points by Sheraton Downtown Windsor

Tel: 519-256-4656 (ext. 5129)
E-mail: jordan.beaumier@sunraygroup.ca
Website: fourpoints.com/windsordowntown

Holiday Inn & Suites, Ambassador Bridge

Tel: 519-966-1200
Dir: 519-966-3274
E-mail: kim.mcdonald@whg.com
Website: his-windsor.com

Holiday Inn Express Windsor Waterfront

Tel: 519-258-7774
E-mail: sales@windsor-downtown.com
Website: hiexpress.com/windsorwfon

Mezzo Ristorante & Lounge

Tel: 519-252-4055
E-mail: info@mezzo.ca
Website: mezzo.ca

Nola's A Taste of New Orleans

Tel: 519-253-1234
E-mail: info@nolaswindsor.com
Website: nolaswindsor.com

Other Place Catering and Reception Centre

Tel: 519-969-6011
E-mail: darrenrinca@otherplacecatering.com
Website: otherplacecatering.com

TownePlace Suites by Marriott ®

Tel: 519-977-9707 ext. 7017
E-mail: paula@sunraygroup.ca
Website: marriott.com/yqgts

Windsor Tea Emporium

Tel: 519-915-7144
E-mail: info@windsorteaemporium.com
Website: windsorteaemporium.com

Wedding Showers/ Parties

Chlorophyll Catering, Specializing in Vegan Cuisine

Tel: 519-999-3237
E-mail: ace1976@gmail.com
Website: chlorophyllvegan.com

Wedding Shows

The Wedding Odyssey Bridal Show/ Bridal and Event Expo

Tel: 519-978-9477
E-mail: weddingodyssey@yahoo.com
Website: weddingodyssey.ca

Wedding Suits/Men's

The Suit Shop Co. Ltd.

Tel: 519-903-1300
E-mail: laz@thesuitshopco.com
Website: thesuitshopco.com

Wedding/Showers/ Parties

Roses & Petals

Tel: 226-347-3858
E-mail: amilaperera77@gmail.com
Website: rosesandpetals.ca

Weddings/Ethnic

Designs By Diane

Tel: 519-974-9559

Tel: 519-816-9558

E-mail: design@mnsi.net

Website: designsbydiane.org

Weddings/Outdoors

Mosquitoman- Mosquito Management Services

Tel: 519-970-9136

E-mail: windsor@mosquitoman.ca

Website: mosquitoman.ca

Weight Loss

Ewyn Weight Loss Studios, - Windsor

Tel: 519-962-6015

E-mail: ewynwindsor@gmail.com

Website: ewynstudios.com

Ewyn Weight Loss Studios, - Windsor

Tel: 519-915-2210

E-mail: ewynwindsor@gmail.com

Website: ewynstudios.com

Ewyn Weight Loss Studios, - Leamington

Tel: 519-398-9835

E-mail: ewynwindsor@gmail.com

Website: ewynstudios.com

Jennifer Lang – Beauty – Health – Nutrition – Wellness

Tel: 519-995-1961

E-mail: jenn@jennlang.com

Website: jennlang.com

Weight Loss Management

Ewyn Weight Loss Studios, - Windsor

Tel: 519-962-6015

E-mail: ewynwindsor@gmail.com

Website: ewynstudios.com

Ewyn Weight Loss Studios, - Windsor

Tel: 519-915-2210

E-mail: ewynwindsor@gmail.com

Website: ewynstudios.com

Ewyn Weight Loss Studios, - Leamington

Tel: 519-398-9835

E-mail: ewynwindsor@gmail.com

Website: ewynstudios.com

Weight Management & Personal Care Products

Jennifer Lang – Beauty – Health – Nutrition – Wellness

Tel: 519-995-1961

E-mail: jenn@jennlang.com

Website: jennlang.com

Wellness Products

Weiser Essentials, dōTERRA Wellness Advocate

Tel: 519-996-6683

E-mail: joanna@weiseressentials.com

Website: weiseressentials.com

Wine Consultants

Pelee Island Winery

Tel: 519-733-6551

Tel: 1-800-59PELEE

E-mail: events@peleeisland.com

Website: peleeisland.com

Wine Labels

Pelee Island Winery

Tel: 519-733-6551

Tel: 1-800-59PELEE

E-mail: events@peleeisland.com

Website: peleeisland.com

Wine Merchants

Pelee Island Winery

Tel: 519-733-6551

Tel: 1-800-59PELEE

E-mail: events@peleeisland.com

Website: peleeisland.com

Wine Shop/Retail

Pelee Island Winery

Tel: 519-733-6551

Tel: 1-800-59PELEE

E-mail: events@peleeisland.com

Website: peleeisland.com

Winery

Pelee Island Winery

Tel: 519-733-6551

Tel: 1-800-59PELEE

E-mail: events@peleeisland.com

Website: peleeisland.com

rehearsal dinner guestlist

Location

Date

Phone

Time

Bridal Party and Guests

Bride's Family & Guests

Groom's Family & Guests



attendants' duties

Maid or Matron of Honour

Bride's right-hand woman

- ▼ Responsible for her own gown and accessories
- ▼ Helps arrange bridal shower
- ▼ Keeps record of shower and wedding gifts
- ▼ Acts as official witness
- ▼ Unofficially calms the bride's nerves
- ▼ Helps bridesmaids on wedding day
- ▼ Rearranges train before recessional
- ▼ Holds bride's bouquet and possibly gloves during ceremony
- ▼ Cares for bride's things at ceremony and reception
- ▼ Assists the bride when changing from her wedding gown to her going-away apparel

Bridesmaids

- ▼ Generally responsible for their own gowns
- ▼ Assist in pre-wedding festivities
- ▼ Wrap small gifts for the reception (optional)
- ▼ Fill cups with confetti, rice or rose petals to throw for the getaway
- ▼ Decorate the cars

Ring Bearer

- ▼ Walks down the aisle carrying the ring, or a substitute secured to a satin pillow

Flower Girl

- ▼ Precedes the bride, tossing paper petals or fresh flower petals down the aisle
- ▼ Her dress complements the bridesmaids' dresses

Best Man

Groom's right-hand man and problem-solver

- ▼ He's responsible for his tuxedo
- ▼ In charge of groom arriving on time
- ▼ He sees that ushers' function runs smoothly
- ▼ Gives toast and special speeches at ceremony and reception
- ▼ Pays the officiant's fee
- ▼ Keeps rings, license, and honeymoon tickets in a safe place
- ▼ Acts as toastmaster at the bridal table
- ▼ Plans for reception exit transportation

Ushers

- ▼ Responsible for their own attire
- ▼ Involved in all ceremony festivities
- ▼ Greet guests at the ceremony, ask which family they represent and seat them accordingly. Bride's family and friends sit on the left of the aisle and the groom's on the right.
- ▼ Usually two of the ushers unroll the aisle runner after the bride's mother is seated.

This image shows a blank sheet of white paper with horizontal ruling lines. The lines are evenly spaced and run across the width of the page. There are no margins, text, or other markings on the paper.

wedding trivia

all brides stand to the left!

There used to be a good reason for the bride to take her place at the altar at the left-hand of the bridegroom and, on the way out of the church, to be on his left arm. This custom is not just a meaningless matter of etiquette. It enabled the groom to keep his right hand (and sword) free to defend his bride and himself from attack and capture by jealous rivals.

bridal photos

The first photograph of a bride was made in 1854 by a pair of 'daguerreotypists' named Southworth and Hawes.

a crummy tradition

In ancient Rome, the cake was broken over the bride's head after the wedding. The guests then gathered up the crumbs as good luck tokens. (We don't know what the bride did.)

the toast

In days of yore, a piece of toasted bread was placed in the bottom of a wine goblet, which then was passed to every guest. The last to receive it was the honoured lady. She ate the wine soaked toast and received everyone's compliments. The custom of sharing a drink then became known as a toast. The traditional toast to the newlyweds is "Health, Wealth and Happiness."

easy does it

There have been some unusual laws created concerning marriage. A 1775 law stated that a young woman could not be married wearing any makeup. Makeup was considered ensnarement. If used, the wedding would not be legal because the groom would have been trapped by the illusion of makeup.

a standup man

The Best Man is a tradition that spanned many cultures. His job was to take the place of the groom and marry the bride if the groom did not show up to the wedding.

this is Sparta!

Stag parties were first held by ancient Spartan soldiers, who kissed their bachelor days goodbye with a raucous party.



Traditional Irish Blessing

May the road rise to meet you,
May the wind be always at your back.
May the sun shine warm upon your face,
The rains fall soft upon your fields.
And until we meet again,
May God hold you in the palm of his hand,
May God be with you and bless you;
May you see your children's children.
May you be poor in misfortune,
Rich in blessings,
May you know nothing but happiness
From this day forward.
May the road rise to meet you,
May the wind be always at your back
May the warm rays of sun fall upon your home
And may the hand of a friend always be near.
May green be the grass you walk on,
May blue be the skies above you,
May pure be the joys that surround you,
May true be the hearts that love you.

I Ching (Excerpt)

When two people are at one
In their innermost hearts,
They shatter even the strength of iron or bronze.
And when two people understand each other
In their innermost hearts,
Their words are sweet and strong,
Like the fragrance of orchids.

Hindu Marriage Poem

You have become mine forever.
Yes, we have become partners.
I have become yours.
Hereafter, I cannot live without you.
Do not live without me.
Let us share the joys.
We are word and meaning unite.
You are thought and I am sound,
May the nights be honey-sweet for us.

Cherokee Prayer

God in heaven above please protect the ones we
love.
We honour all you created as we pledge our
hearts and lives together.
We honour mother-earth - and ask for our
marriage to be abundant and grow stronger
through the seasons;
We honour fire - and ask that our union be warm
and glowing with love in our hearts;
We honour wind - and ask we sail though life safe
and calm as in our father's arms;
We honour water - to clean and soothe our
relationship - that it may never thirsts for love;
With all the forces of the universe you created, we
pray for harmony and true happiness as we
forever grow young together. Amen

Buddhist Blessing

Do not deceive, do not despise each other
anywhere.
Do not be angry nor bear secret resentments; for
as a mother will risk her life and watches over
her child, so boundless be your love to all, so
tender, kind and mild.
Cherish good will right and left, early and late, and
without hindrance, without stint, be free of
hate and envy, while standing and walking and
sitting down, what ever you have in mind, the
rule of life that is always best is to be loving-
kind.

Welsh Blessing

May God be with you and bless you;
May you see your children's children.
May you be poor in misfortune,
Rich in blessings,
May you know nothing but happiness.
From this day forward.

[illegible]

where did they come from? WEDDING TRADITIONS



WHITE WEDDING DAY Wearing a white wedding gown is not as traditional as you may think. It was Queen Victoria who, in 1840, married Prince Albert in the finest of white laces and fabrics and set the modern trend. Prior to that, women could not afford such luxuries so they wore their Sunday best, no matter the colour. In other cultures, wearing white has always been a mainstay as it represents purity and innocence.

FOOTLOOSE AND FANCY FREE From the courts of old Europe, the waltz has gained prominence as the traditional first wedding dance. Today, more modern ballroom styles are also gaining prominence (thank you *Dancing with the Stars*). Dance has always been a communal form of interaction so, what better way to begin your life together.

WITH THIS RING I THEE WED An unbroken circle representing everlasting love, why the left hand? Egyptians believed the vein of love lead from the left hand directly to the heart.

FLOWER POWER Tossing the bouquet, a tradition originating in England, is the bride's way of passing her good fortune to future brides.

THE BIG TEASE In the 14th century, owning a piece of the bride's dress was supposed to bring good luck to the men who received it. Crazy guests often ripped the bride's dress apart and eventually garters were used to keep the bride from having a wardrobe malfunction.

LIGHTING FIRE Many religious leaders believe that the roots of the Unity Candle lead back to ancient Rome and perhaps even paganism. The use of candles and fires has even dated back to ancient Greek and African wedding ceremonies when many brides were led to the groom by torchlight. Most believe this is a newer custom signifying the joining of two families and two people.



your wedding professionals

the day BEFORE

The day before your wedding will be filled with a myriad of important last minute details. Use the convenient day planner to keep organized, calm and confident that everything is under control.

6:00 a.m.	
7:00 a.m.	
8:00 a.m.	
9:00 a.m.	
10:00 a.m.	
11:00 a.m.	
Noon	
1:00 p.m.	
2:00 p.m.	
3:00 p.m.	
4:00 p.m.	
5:00 p.m.	
6:00 p.m.	
7:00 p.m.	
8:00 p.m.	
9:00 p.m.	
10:00 p.m.	
11:00 p.m.	
Midnight	

sponsors INDEX

Allure Events	72	Milestone Studios Photography & Framing	61
AM800 CKLW, The Information Station	76	Melita Iliev,	
Asaph Maurer, Artist	63	Dominion Lending Centres Mortgages.....	82
Beach Bum Organic Spray Tanning	47	MNSI Internet & Phone Service Provider	82
Best Western Plus® Leamington		Motor City Community Credit Union	OBC
Hotel & Conference Centre.....	79	Nadia Green RMT,	
Best Western Plus® Waterfront Hotel.....	81	Spritely- Relax with Massage	51
Blak's Bakery	43	Nolas, A Taste of New Orleans.....	29
Brittany Gurney, Wedding Officiant	13	Other Place Catering	27
Caesars Windsor	IFC & 1	Party Time DJ & Lighting Services	65
Chalet Studio Photography & Gardens.....	57	Pelee Island Winery	37
Chlorophyll Catering.....	33	Roses & Petals Wedding Events	72
Comfort Inn-South Windsor.....	83	Samantha Hope-Duignam,	
Crystálové Luxury Designs	73	Arbonne Independent Consultant	50
Designs by Diane.....	3	See You There Invitations.....	69
Double Tree by Hilton® Downtown Windsor ..	80	Serbian Centre Catering & Events Facility.....	25
Dr. Katie Bulmer DC,		Signature Paper Designs & Embroidery	71
Victoria Chiropractic and Rehabilitation	51	Silver Tee & Virtual Gaming Centre	32
Ewyn Weight Loss Studios	53	Slap Shot Productions Video	67
Festival Tent & Party Rentals Inc.	31	The Fitting Room -	
Four Points by Sheraton Downtown Windsor..	79	Bridal Alterations & More Inc.....	49
G & G Jewellery & Coins	5	The Pool Maid Customized Pool	
Hair by Erin Hawkins, Mobile Salon Services	47	& Hot Tub Maintenance	82
Holiday Inn & Suites		The Suit Shop Co. Ltd.....	45
Windsor-Ambassador Bridge.....	41	Theresa Lecours & Jim Lengyel,	
Holiday Inn Express® Windsor Waterfront	81	Deerbrook Realty Inc. Brokerage	7
Jennifer Lang, Health & Wellness	51	Towne Place Suites®	
John Lyons Photographer	59	Marriot Downtown Windsor	78
Jolie Productions, Design, Decor, Planning.....	17	Trevor Booth Photography.....	55 & IBC
Kristy's Custom Cakes	43	Vertika Pole Fitness Studio	47
La Dolce Vita designs.....	71	VON Canada Southwest Ontario,	74
Lash On, Wax Off!	50	Wedding Odyssey & Bridal Event Expot	15
Le papetier vert, Invitations & More.....	68	Weiser Essential Wellness Advocate	
Liliana Ariza Photography	60	& Essential Oil Educator.....	21
Lisa Best, Beautiful Weddings By Me	16	White Rose Ceremonies	
Mezzo Ristorante & Lounge	39	by Reverend Karen Smallwood	13
Milestone Studio Custom Framing.....	60	Williams Food Equipment	22
		Windsor Tea Emporium	75



let every moment last a lifetime...





FOR EVERY CHAPTER, WE HAVE BEEN THERE

Celebrating 80 years in Windsor-Essex

Free Chequing Accounts | Personal & Student Loans | Mortgages & Loans | Investments & Insurance



CLICK OR CALL TO LEARN MORE:

[f](#) [t](#) [MCCCU.COM](#) | 519-944-7333

TECUMSEH ROAD BRANCH
6701 Tecumseh Rd. E

MARKET SQUARE BRANCH
1375 Walker Rd.

CITY CENTRE BRANCH
189 City Hall Sq.

COMMERCIAL LENDING CENTRE
420 Kildare, Unit 301